



# News Release

Connect with DOL at  
<http://blog.dol.gov>



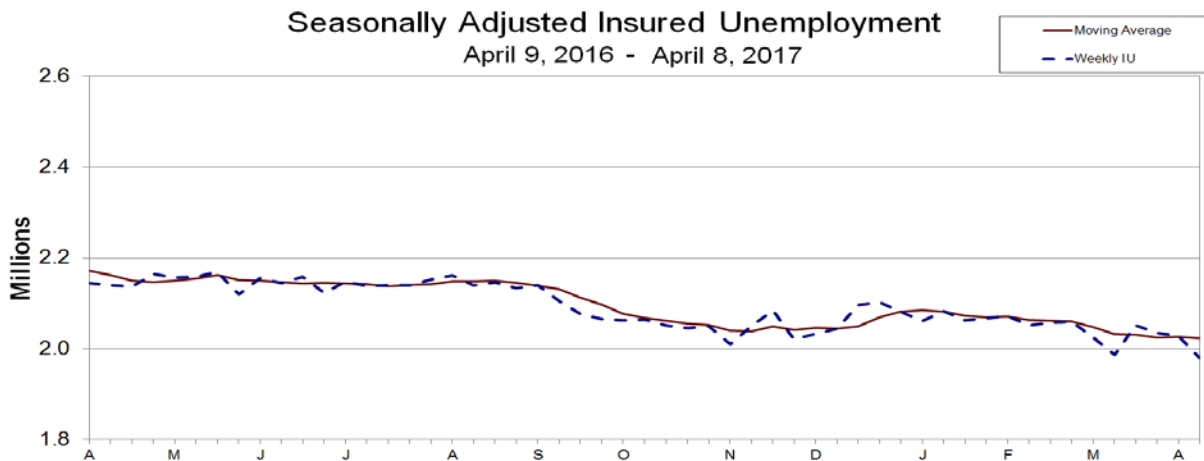
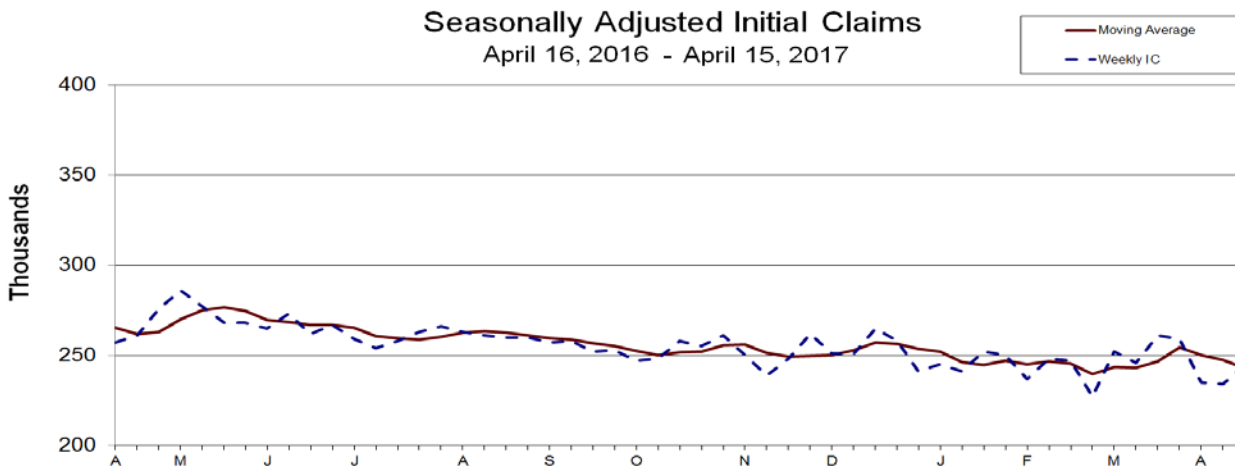
TRANSMISSION OF MATERIALS IN THIS RELEASE IS EMBARGOED UNTIL  
8:30 A.M. (Eastern) Thursday, April 20, 2017

## UNEMPLOYMENT INSURANCE WEEKLY CLAIMS

### SEASONALLY ADJUSTED DATA

In the week ending April 15, the advance figure for seasonally adjusted **initial claims** was 244,000, an increase of 10,000 from the previous week's unrevised level of 234,000. The 4-week moving average was 243,000, a decrease of 4,250 from the previous week's unrevised average of 247,250.

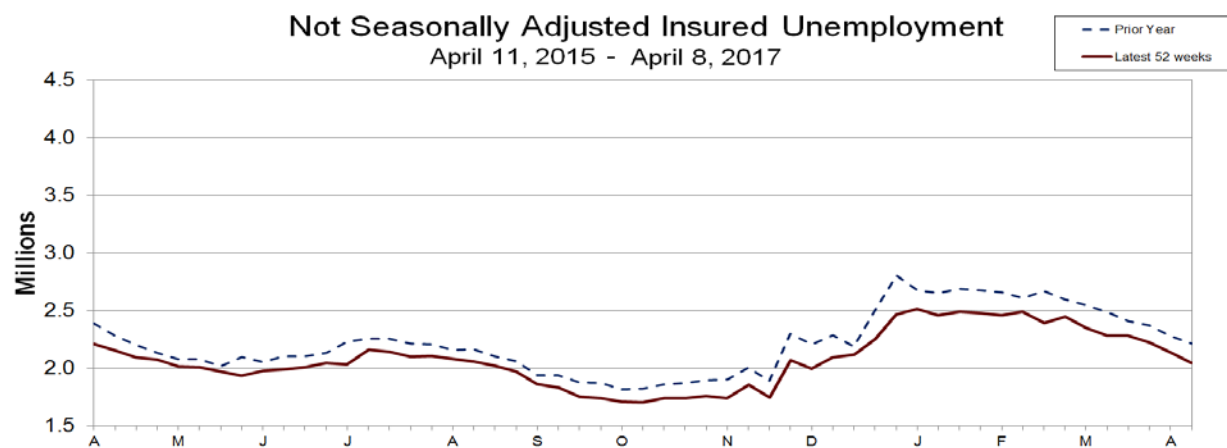
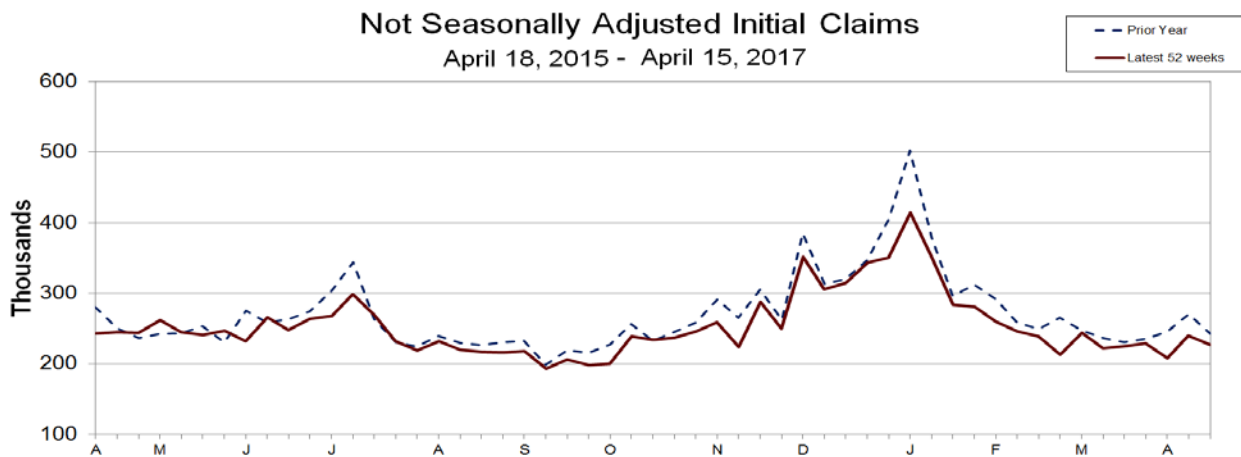
The advance seasonally adjusted **insured unemployment rate** was 1.4 percent for the week ending April 8, a decrease of 0.1 percentage point from the previous week's unrevised rate. The advance number for seasonally adjusted **insured unemployment** during the week ending April 8 was 1,979,000, a decrease of 49,000 from the previous week's unrevised level of 2,028,000. This is the lowest level for insured unemployment since April 15, 2000 when it was 1,962,000. The 4-week moving average was 2,023,500, a decrease of 2,000 from the previous week's unrevised average of 2,025,500. This is the lowest level for this average since June 17, 2000 when it was 2,016,750.



## UNADJUSTED DATA

The advance number of actual initial claims under state programs, unadjusted, totaled 226,679 in the week ending April 15, a decrease of 12,980 (or -5.4 percent) from the previous week. The seasonal factors had expected a decrease of 22,446 (or -9.4 percent) from the previous week. There were 242,400 initial claims in the comparable week in 2016.

The advance unadjusted insured unemployment rate was 1.5 percent during the week ending April 8, unchanged from the prior week. The advance unadjusted number for persons claiming UI benefits in state programs totaled 2,045,977, a decrease of 93,080 (or -4.4 percent) from the preceding week. The seasonal factors had expected a decrease of 42,578 (or -2.0 percent) from the previous week. A year earlier the rate was 1.6 percent and the volume was 2,211,972.



The total number of people claiming benefits in all programs for the week ending April 1 was 2,177,513, a decrease of 84,354 from the previous week. There were 2,325,489 persons claiming benefits in all programs in the comparable week in 2016.

No state was triggered "on" the Extended Benefits program during the week ending April 1.

Initial claims for UI benefits filed by former Federal civilian employees totaled 729 in the week ending April 8, an increase of 129 from the prior week. There were 883 initial claims filed by newly discharged veterans, an increase of 99 from the preceding week.

There were 11,641 former Federal civilian employees claiming UI benefits for the week ending April 1, a decrease of 38 from the previous week. Newly discharged veterans claiming benefits totaled 10,391, a decrease of 380 from the prior week.

The highest insured unemployment rates in the week ending April 1 were in Alaska (3.6), New Jersey (2.8), Connecticut (2.7), Puerto Rico (2.6), California (2.5), Massachusetts (2.4), Rhode Island (2.4), Illinois (2.3), Pennsylvania (2.3), and Montana (2.1).

The largest increases in initial claims for the week ending April 8 were in California (+8,386), Texas (+2,880), Arizona (+2,364), Florida (+1,583), and New York (+1,458), while the largest decreases were in Michigan (-688), Kansas (-246), Ohio (-174), Indiana (-157), and Tennessee (-72).

UNEMPLOYMENT INSURANCE DATA FOR REGULAR STATE PROGRAMS

| WEEK ENDING   | April 15  | April 8   | Change  | April 1   | <u>Prior Year</u> <sup>1</sup> |
|---|-----------|-----------|---------|-----------|--------------------------------|
| Initial Claims (SA)                                 | 244,000   | 234,000   | +10,000 | 235,000   | 257,000                        |
| Initial Claims (NSA)                                | 226,679   | 239,659   | -12,980 | 208,501   | 242,400                        |
| 4-Wk Moving Average (SA)                            | 243,000   | 247,250   | -4,250  | 250,250   | 265,250                        |
| WEEK ENDING   | April 8   | April 1   | Change  | March 25  | <u>Prior Year</u> <sup>1</sup> |
| Insured Unemployment (SA)                           | 1,979,000 | 2,028,000 | -49,000 | 2,035,000 | 2,145,000                      |
| Insured Unemployment (NSA)                          | 2,045,977 | 2,139,057 | -93,080 | 2,223,914 | 2,211,972                      |
| 4-Wk Moving Average (SA)                            | 2,023,500 | 2,025,500 | -2,000  | 2,024,750 | 2,171,500                      |
| <u>Insured Unemployment Rate (SA)</u> <sup>2</sup>  | 1.4%      | 1.5%      | -0.1    | 1.5%      | 1.6%                           |
| <u>Insured Unemployment Rate (NSA)</u> <sup>2</sup> | 1.5%      | 1.5%      | 0.0     | 1.6%      | 1.6%                           |

INITIAL CLAIMS FILED IN FEDERAL PROGRAMS (UNADJUSTED)

| WEEK ENDING                     | April 8 | April 1 | Change | <u>Prior Year</u> <sup>1</sup> |
|---------------------------------|---------|---------|--------|--------------------------------|
| Federal Employees (UCFE)        | 729     | 600     | +129   | 744                            |
| Newly Discharged Veterans (UCX) | 883     | 784     | +99    | 1,203                          |

PERSONS CLAIMING UI BENEFITS IN ALL PROGRAMS (UNADJUSTED)

| WEEK ENDING                                   | April 1   | March 25  | Change  | <u>Prior Year</u> <sup>1</sup> |
|---|-----------|-----------|---------|--------------------------------|
| Regular State                                 | 2,135,937 | 2,220,626 | -84,689 | 2,275,028                      |
| Federal Employees                             | 11,641    | 11,679    | -38     | 10,631                         |
| Newly Discharged Veterans                     | 10,391    | 10,771    | -380    | 13,664                         |
| <u>Extended Benefits</u> <sup>3</sup>         | 0         | 0         | 0       | 0                              |
| <u>State Additional Benefits</u> <sup>4</sup> | 7,823     | 7,526     | +297    | 7,436                          |
| <u>STC / Workshare</u> <sup>5</sup>           | 11,721    | 11,265    | +456    | 18,730                         |
| <u>TOTAL</u>                                  | 2,177,513 | 2,261,867 | -84,354 | 2,325,489                      |

FOOTNOTES

SA - Seasonally Adjusted Data, NSA - Not Seasonally Adjusted Data

1. Prior year is comparable to most recent data.
2. Most recent week used covered employment of 139,505,637 as denominator.
3. Information on the EB program can be found here: [EB Program information](#)
4. Some states maintain additional benefit programs for those claimants who exhaust regular, extended and emergency benefits. Information on states that participate, and the extent of benefits paid, can be found starting on page 4-5 of this link: [Extensions and Special Programs PDF](#)
5. Information on STC/Worksharing can be found starting on page 4-9 of the following link: [Extensions and Special Programs PDF](#)

## Advance State Claims - Not Seasonally Adjusted

| STATE                | Initial Claims Filed During Week Ended April 15 |          |         | Insured Unemployment For Week Ended April 8 |           |         |
|----------------------|---|----------|---------|---|-----------|---------|
|                      | Advance   | Prior Wk | Change  | Advance                                     | Prior Wk  | Change  |
| Alabama              | 2,383   | 2,769    | -386    | 16,712                                      | 16,733    | -21     |
| Alaska               | 1,490   | 1,401    | 89      | 10,673                                      | 11,309    | -636    |
| Arizona              | 4,843   | 6,757    | -1,914  | 23,605                                      | 24,510    | -905    |
| Arkansas             | 1,688   | 2,233    | -545    | 11,450                                      | 12,257    | -807    |
| California           | 47,903  | 43,753   | 4,150   | 388,842                                     | 401,748   | -12,906 |
| Colorado             | 2,251   | 2,833    | -582    | 25,597                                      | 24,542    | 1,055   |
| Connecticut          | 4,377   | 3,386    | 991     | 41,763                                      | 44,250    | -2,487  |
| Delaware             | 388   | 635      | -247    | 5,959                                       | 6,013     | -54     |
| District of Columbia | 504   | 390      | 114     | 7,713                                       | 7,948     | -235    |
| Florida              | 6,639   | 8,564    | -1,925  | 35,129                                      | 39,845    | -4,716  |
| Georgia              | 5,569   | 6,065    | -496    | 27,024                                      | 28,532    | -1,508  |
| Hawaii               | 1,130   | 1,535    | -405    | 7,797                                       | 7,333     | 464     |
| Idaho                | 965   | 1,256    | -291    | 7,817                                       | 9,231     | -1,414  |
| Illinois             | 9,131   | 11,018   | -1,887  | 134,470                                     | 133,518   | 952     |
| Indiana              | 2,296   | 3,258    | -962    | 23,036                                      | 25,978    | -2,942  |
| Iowa                 | 2,382   | 2,114    | 268     | 23,368                                      | 24,367    | -999    |
| Kansas               | 1,585   | 2,214    | -629    | 14,016                                      | 14,181    | -165    |
| Kentucky             | 2,336   | 3,496    | -1,160  | 19,486                                      | 19,020    | 466     |
| *Louisiana           | 2,276   | 2,562    | -286    | 21,197                                      | 21,681    | -484    |
| Maine                | 760   | 940      | -180    | 9,186                                       | 9,399     | -213    |
| Maryland             | 4,757   | 3,490    | 1,267   | 31,978                                      | 32,220    | -242    |
| Massachusetts        | 4,583   | 5,056    | -473    | 74,373                                      | 81,410    | -7,037  |
| Michigan             | 5,650   | 6,753    | -1,103  | 71,762                                      | 78,304    | -6,542  |
| Minnesota            | 3,135   | 3,265    | -130    | 52,353                                      | 56,503    | -4,150  |
| Mississippi          | 943   | 1,285    | -342    | 8,030                                       | 9,143     | -1,113  |
| Missouri             | 2,802   | 4,181    | -1,379  | 24,871                                      | 27,823    | -2,952  |
| Montana              | 787   | 888      | -101    | 8,529                                       | 9,428     | -899    |
| Nebraska             | 871   | 818      | 53      | 5,004                                       | 5,499     | -495    |
| Nevada               | 2,887   | 2,787    | 100     | 20,376                                      | 21,854    | -1,478  |
| New Hampshire        | 561   | 643      | -82     | 4,483                                       | 5,073     | -590    |
| New Jersey           | 12,118  | 9,095    | 3,023   | 100,747                                     | 107,510   | -6,763  |
| New Mexico           | 831   | 976      | -145    | 10,974                                      | 11,512    | -538    |
| New York             | 15,430  | 15,276   | 154     | 159,168                                     | 166,211   | -7,043  |
| North Carolina       | 2,772   | 3,388    | -616    | 20,461                                      | 22,041    | -1,580  |
| North Dakota         | 364   | 401      | -37     | 6,690                                       | 6,516     | 174     |
| Ohio                 | 8,485   | 7,161    | 1,324   | 64,752                                      | 71,491    | -6,739  |
| Oklahoma             | 1,241   | 1,602    | -361    | 14,751                                      | 15,417    | -666    |
| Oregon               | 3,627   | 5,024    | -1,397  | 28,912                                      | 31,101    | -2,189  |
| Pennsylvania         | 14,519  | 14,991   | -472    | 127,878                                     | 131,474   | -3,596  |
| *Puerto Rico         | 1,751   | 2,219    | -468    | 21,052                                      | 22,950    | -1,898  |
| Rhode Island         | 1,362   | 906      | 456     | 10,190                                      | 11,059    | -869    |
| South Carolina       | 2,311   | 2,455    | -144    | 12,484                                      | 13,073    | -589    |
| South Dakota         | 143   | 197      | -54     | 2,054                                       | 2,601     | -547    |
| Tennessee            | 2,365   | 2,787    | -422    | 16,813                                      | 17,605    | -792    |
| Texas                | 13,268  | 16,625   | -3,357  | 139,486                                     | 142,058   | -2,572  |
| Utah                 | 1,100   | 1,228    | -128    | 9,024                                       | 9,775     | -751    |
| Vermont              | 635   | 764      | -129    | 5,769                                       | 5,541     | 228     |
| Virgin Islands       | 26  | 37       | -11     | 378   | 522       | -144    |
| Virginia             | 2,710   | 2,881    | -171    | 25,027                                      | 25,255    | -228    |
| Washington           | 6,493   | 7,505    | -1,012  | 56,967                                      | 55,915    | 1,052   |
| West Virginia        | 927   | 1,185    | -258    | 12,281                                      | 12,250    | 31      |
| Wisconsin            | 5,761   | 6,028    | -267    | 39,299                                      | 42,964    | -3,665  |
| Wyoming              | 568   | 583      | -15     | 4,221                                       | 4,564     | -343    |
| US Total             | 226,679   | 239,659  | -12,980 | 2,045,977                                   | 2,139,057 | -93,080 |

Note: Advance Claims are not directly comparable to claims reported in prior weeks. Advance claims are reported by the state liable for paying the unemployment compensation, whereas previous weeks reported reflect claimants by state of residence. In addition, claims reported as "workshare equivalent" in the previous week are added to the advance claims as a proxy for the current week's "workshare equivalent" activity.

\*Denotes state estimate.

## Seasonally Adjusted US Weekly UI Claims (in thousands)

| Week Ending        | Initial Claims | Change from |                | Insured Unemployment | Change from |                | IUR |
|--------------------|----------------|-------------|----------------|----------------------|-------------|----------------|-----|
|                    |                | Prior Week  | 4-Week Average |                      | Prior Week  | 4-Week Average |     |
| April 9, 2016      | 258            | -13         | 268.75         | 2,145                | -33         | 2,171.50       | 1.6 |
| April 16, 2016     | 257            | -1          | 265.25         | 2,140                | -5          | 2,162.50       | 1.6 |
| April 23, 2016     | 261            | 4           | 261.75         | 2,137                | -3          | 2,150.00       | 1.6 |
| April 30, 2016     | 276            | 15          | 263.00         | 2,165                | 28          | 2,146.75       | 1.6 |
| May 7, 2016        | 286            | 10          | 270.00         | 2,157                | -8          | 2,149.75       | 1.6 |
| May 14, 2016       | 277            | -9          | 275.00         | 2,158                | 1           | 2,154.25       | 1.6 |
| May 21, 2016       | 268            | -9          | 276.75         | 2,169                | 11          | 2,162.25       | 1.6 |
| May 28, 2016       | 268            | 0           | 274.75         | 2,120                | -49         | 2,151.00       | 1.5 |
| June 4, 2016       | 265            | -3          | 269.50         | 2,155                | 35          | 2,150.50       | 1.6 |
| June 11, 2016      | 273            | 8           | 268.50         | 2,144                | -11         | 2,147.00       | 1.6 |
| June 18, 2016      | 262            | -11         | 267.00         | 2,158                | 14          | 2,144.25       | 1.6 |
| June 25, 2016      | 267            | 5           | 266.75         | 2,123                | -35         | 2,145.00       | 1.5 |
| July 2, 2016       | 259            | -8          | 265.25         | 2,147                | 24          | 2,143.00       | 1.6 |
| July 9, 2016       | 254            | -5          | 260.50         | 2,138                | -9          | 2,141.50       | 1.6 |
| July 16, 2016      | 258            | 4           | 259.50         | 2,140                | 2           | 2,137.00       | 1.6 |
| July 23, 2016      | 263            | 5           | 258.50         | 2,139                | -1          | 2,141.00       | 1.6 |
| July 30, 2016      | 266            | 3           | 260.25         | 2,152                | 13          | 2,142.25       | 1.6 |
| August 6, 2016     | 263            | -3          | 262.50         | 2,161                | 9           | 2,148.00       | 1.6 |
| August 13, 2016    | 261            | -2          | 263.25         | 2,139                | -22         | 2,147.75       | 1.6 |
| August 20, 2016    | 260            | -1          | 262.50         | 2,146                | 7           | 2,149.50       | 1.6 |
| August 27, 2016    | 260            | 0           | 261.00         | 2,133                | -13         | 2,144.75       | 1.5 |
| September 3, 2016  | 257            | -3          | 259.50         | 2,139                | 6           | 2,139.25       | 1.6 |
| September 10, 2016 | 258            | 1           | 258.75         | 2,105                | -34         | 2,130.75       | 1.5 |
| September 17, 2016 | 252            | -6          | 256.75         | 2,076                | -29         | 2,113.25       | 1.5 |
| September 24, 2016 | 253            | 1           | 255.00         | 2,066                | -10         | 2,096.50       | 1.5 |
| October 1, 2016    | 247            | -6          | 252.50         | 2,063                | -3          | 2,077.50       | 1.5 |
| October 8, 2016    | 248            | 1           | 250.00         | 2,064                | 1           | 2,067.25       | 1.5 |
| October 15, 2016   | 258            | 10          | 251.50         | 2,052                | -12         | 2,061.25       | 1.5 |
| October 22, 2016   | 255            | -3          | 252.00         | 2,045                | -7          | 2,056.00       | 1.5 |
| October 29, 2016   | 261            | 6           | 255.50         | 2,050                | 5           | 2,052.75       | 1.5 |
| November 5, 2016   | 250            | -11         | 256.00         | 2,010                | -40         | 2,039.25       | 1.5 |
| November 12, 2016  | 239            | -11         | 251.25         | 2,050                | 40          | 2,038.75       | 1.5 |
| November 19, 2016  | 248            | 9           | 249.50         | 2,084                | 34          | 2,048.50       | 1.5 |
| November 26, 2016  | 262            | 14          | 249.75         | 2,020                | -64         | 2,041.00       | 1.5 |
| December 3, 2016   | 251            | -11         | 250.00         | 2,033                | 13          | 2,046.75       | 1.5 |
| December 10, 2016  | 251            | 0           | 253.00         | 2,044                | 11          | 2,045.25       | 1.5 |
| December 17, 2016  | 265            | 14          | 257.25         | 2,097                | 53          | 2,048.50       | 1.5 |
| December 24, 2016  | 258            | -7          | 256.25         | 2,102                | 5           | 2,069.00       | 1.5 |
| December 31, 2016  | 241            | -17         | 253.75         | 2,081                | -21         | 2,081.00       | 1.5 |
| January 7, 2017    | 245            | 4           | 252.25         | 2,061                | -20         | 2,085.25       | 1.5 |
| January 14, 2017   | 241            | -4          | 246.25         | 2,083                | 22          | 2,081.75       | 1.5 |
| January 21, 2017   | 252            | 11          | 244.75         | 2,063                | -20         | 2,072.00       | 1.5 |
| January 28, 2017   | 250            | -2          | 247.00         | 2,067                | 4           | 2,068.50       | 1.5 |
| February 4, 2017   | 237            | -13         | 245.00         | 2,071                | 4           | 2,071.00       | 1.5 |
| February 11, 2017  | 248            | 11          | 246.75         | 2,052                | -19         | 2,063.25       | 1.5 |
| February 18, 2017  | 247            | -1          | 245.50         | 2,057                | 5           | 2,061.75       | 1.5 |
| February 25, 2017  | 227            | -20         | 239.75         | 2,059                | 2           | 2,059.75       | 1.5 |
| March 4, 2017      | 252            | 25          | 243.50         | 2,025                | -34         | 2,048.25       | 1.5 |
| March 11, 2017     | 246            | -6          | 243.00         | 1,987                | -38         | 2,032.00       | 1.4 |
| March 18, 2017     | 261            | 15          | 246.50         | 2,052                | 65          | 2,030.75       | 1.5 |
| March 25, 2017     | 259            | -2          | 254.50         | 2,035                | -17         | 2,024.75       | 1.5 |
| April 1, 2017      | 235            | -24         | 250.25         | 2,028                | -7          | 2,025.50       | 1.5 |
| April 8, 2017      | 234            | -1          | 247.25         | 1,979                | -49         | 2,023.50       | 1.4 |
| April 15, 2017     | 244            | 10          | 243.00         |                      |             |                |     |

## Initial Claims Filed During Week Ended April 8

## Insured Unemployment For Week Ended April 1

| STATE                | INITIAL CLAIMS |             |          |                   |                  |         |                   | INSURED UNEMPLOYMENT |          |                   |                  |         | ALL PROGRAMS EXCLUDING RAILROAD RETIREMENT |
|----------------------|----------------|-------------|----------|-------------------|------------------|---------|-------------------|----------------------|----------|-------------------|------------------|---------|--|
|                      | STATE          | CHANGE FROM |          | UCFE <sup>1</sup> | UCX <sup>1</sup> | STATE   | (% <sup>2</sup> ) | CHANGE FROM          |          | UCFE <sup>1</sup> | UCX <sup>1</sup> |         |  |
|                      |                | LAST WEEK   | YEAR AGO |                   |                  |         |                   | LAST WEEK            | YEAR AGO |                   |                  |         |  |
| Alabama              | 2769           | 167         | -397     | 7                 | 9                | 16733   | 0.9               | 9                    | -3748    | 66                | 108              | 16907   |  |
| Alaska               | 1401           | 384         | 57       | 6                 | 2                | 11309   | 3.6               | -199                 | -1568    | 160               | 27               | 11496   |  |
| Arizona              | 6757           | 2364        | -246     | 10                | 9                | 24510   | 0.9               | 189                  | -2160    | 173               | 80               | 24763   |  |
| Arkansas             | 2233           | 643         | -326     | 5                 | 3                | 12257   | 1.0               | -1355                | -3991    | 59                | 62               | 12378   |  |
| California           | 43753          | 8386        | -5305    | 165               | 142              | 401748  | 2.5               | 8303                 | 16608    | 2873              | 2262             | 406883  |  |
| Colorado             | 2833           | 558         | -371     | 9                 | 25               | 24542   | 1.0               | -1751                | -5078    | 215               | 414              | 25171   |  |
| Connecticut          | 3386           | 372         | -261     | 18                | 8                | 44250   | 2.7               | -2126                | 3218     | 73                | 87               | 44410   |  |
| Delaware             | 635            | 121         | -224     | 1                 | 1                | 6013    | 1.4               | -1331                | -1023    | 16                | 17               | 6046    |  |
| District of Columbia | 390            | 125         | 49       | 13                | 0                | 7948    | 1.4               | -318                 | 338      | 1051              | 6                | 9005    |  |
| Florida              | 8564           | 1583        | -165     | 26                | 59               | 39845   | 0.5               | -1676                | -5778    | 158               | 212              | 40215   |  |
| Georgia              | 6065           | 1011        | -1604    | 41                | 37               | 28532   | 0.7               | 416                  | -3989    | 185               | 266              | 28983   |  |
| Hawaii               | 1535           | 257         | 169      | 3                 | 15               | 7333    | 1.2               | -483                 | 993      | 65                | 96               | 7494    |  |
| Idaho                | 1256           | 29          | 85       | 7                 | 5                | 9231    | 1.4               | -753                 | -61      | 155               | 31               | 9417    |  |
| Illinois             | 11018          | 786         | 218      | 8                 | 15               | 133518  | 2.3               | -6309                | -5895    | 372               | 321              | 134211  |  |
| Indiana              | 3258           | -157        | -288     | 15                | 11               | 25978   | 0.9               | 368                  | -1114    | 74                | 49               | 26101   |  |
| Iowa                 | 2114           | 132         | -137     | 6                 | 2                | 24367   | 1.6               | -1457                | 642      | 49                | 52               | 24468   |  |
| Kansas               | 2214           | -246        | 130      | 8                 | 9                | 14181   | 1.1               | 259                  | 593      | 35                | 59               | 14275   |  |
| Kentucky             | 3496           | 1280        | 42       | 1                 | 6                | 19020   | 1.0               | -2147                | -5248    | 120               | 210              | 19350   |  |
| Louisiana            | 2562           | 27          | -435     | 5                 | 8                | 21681   | 1.2               | 43                   | -1260    | 56                | 68               | 21805   |  |
| Maine                | 940            | 21          | -117     | 0                 | 1                | 9399    | 1.6               | -90                  | -1351    | 36                | 25               | 9460    |  |
| Maryland             | 3490           | 502         | -592     | 17                | 9                | 32220   | 1.3               | -6184                | -7479    | 175               | 180              | 32575   |  |
| Massachusetts        | 5056           | 677         | -431     | 14                | 20               | 81410   | 2.4               | -4561                | 1537     | 187               | 199              | 81796   |  |
| Michigan             | 6753           | -688        | -541     | 8                 | 15               | 78304   | 1.9               | -7618                | -2930    | 193               | 156              | 78653   |  |
| Minnesota            | 3265           | 97          | -493     | 1                 | 7                | 56503   | 2.0               | -1636                | -3201    | 103               | 79               | 56685   |  |
| Mississippi          | 1285           | 232         | -488     | 11                | 4                | 9143    | 0.8               | -411                 | -2054    | 97                | 37               | 9277    |  |
| Missouri             | 4181           | 589         | -179     | 10                | 8                | 27823   | 1.0               | -2245                | 157      | 95                | 63               | 27981   |  |
| Montana              | 888            | 110         | -233     | 15                | 8                | 9428    | 2.1               | -969                 | -922     | 296               | 36               | 9760    |  |
| Nebraska             | 818            | 9           | 138      | 0                 | 1                | 5499    | 0.6               | -436                 | 295      | 23                | 10               | 5532    |  |
| Nevada               | 2787           | 540         | -84      | 2                 | 5                | 21854   | 1.7               | -279                 | -2812    | 186               | 95               | 22135   |  |
| New Hampshire        | 643            | 59          | -199     | 2                 | 0                | 5073    | 0.8               | -41                  | -483     | 9                 | 6                | 5088    |  |
| New Jersey           | 9095           | 882         | -1524    | 11                | 23               | 107510  | 2.8               | -4882                | -5144    | 208               | 288              | 108006  |  |
| New Mexico           | 976            | -50         | -334     | 2                 | 1                | 11512   | 1.5               | -665                 | -2515    | 210               | 70               | 11792   |  |
| New York             | 15276          | 1458        | -2902    | 26                | 37               | 166211  | 1.8               | -6604                | -7625    | 354               | 516              | 167081  |  |
| North Carolina       | 3388           | 562         | -455     | 7                 | 21               | 22041   | 0.5               | -548                 | -3557    | 106               | 214              | 22361   |  |
| North Dakota         | 401            | 24          | -218     | 3                 | 0                | 6516    | 1.6               | -517                 | -1643    | 10                | 7                | 6533    |  |
| Ohio                 | 7161           | -174        | -221     | 8                 | 27               | 71491   | 1.4               | -2931                | -2242    | 121               | 273              | 71885   |  |
| Oklahoma             | 1602           | 132         | -582     | 17                | 10               | 15417   | 1.0               | -50                  | -8060    | 71                | 112              | 15600   |  |
| Oregon               | 5024           | 563         | 1431     | 18                | 20               | 31101   | 1.7               | 937                  | 1260     | 543               | 151              | 31795   |  |
| Pennsylvania         | 14991          | 807         | -5355    | 80                | 45               | 131474  | 2.3               | -20208               | -13725   | 568               | 423              | 132465  |  |
| Puerto Rico          | 2219           | 791         | 569      | 3                 | 6                | 22950   | 2.6               | -1413                | 1040     | 45                | 68               | 23063   |  |
| Rhode Island         | 906            | 201         | -187     | 3                 | 3                | 11059   | 2.4               | -845                 | 381      | 26                | 32               | 11117   |  |
| South Carolina       | 2455           | 563         | -611     | 7                 | 18               | 13073   | 0.7               | -272                 | -1930    | 64                | 105              | 13242   |  |
| South Dakota         | 197            | 32          | -33      | 1                 | 1                | 2601    | 0.6               | -374                 | 225      | 43                | 2                | 2646    |  |
| Tennessee            | 2787           | -72         | -1038    | 8                 | 4                | 17605   | 0.6               | -1137                | -5857    | 402               | 53               | 18060   |  |
| Texas                | 16625          | 2880        | -2478    | 48                | 161              | 142058  | 1.2               | -2265                | -30579   | 549               | 1855             | 144462  |  |
| Utah                 | 1228           | 306         | -223     | 12                | 1                | 9775    | 0.7               | -734                 | -1506    | 123               | 32               | 9930    |  |
| Vermont              | 764            | 224         | -196     | 2                 | 2                | 5541    | 1.8               | -169                 | -527     | 12                | 5                | 5558    |  |
| Virgin Islands       | 37             | 15          | -4       | 0                 | 0                | 522     | 1.4               | 126                  | -14      | 2                 | 6                | 530     |  |
| Virginia             | 2881           | 256         | -1205    | 17                | 19               | 25255   | 0.7               | -1080                | -5553    | 387               | 392              | 26034   |  |
| Washington           | 7505           | 1221        | -553     | 11                | 32               | 55915   | 1.8               | -1557                | 1597     | 202               | 366              | 56483   |  |
| West Virginia        | 1185           | 376         | -380     | 3                 | 3                | 12250   | 1.8               | -870                 | -6193    | 42                | 48               | 12340   |  |
| Wisconsin            | 6028           | -27         | -1410    | 3                 | 5                | 42964   | 1.5               | -3407                | -7898    | 93                | 42               | 43099   |  |
| Wyoming              | 583            | 218         | -623     | 5                 | 0                | 4564    | 1.7               | -604                 | -3544    | 105               | 18               | 4687    |  |
| Totals               | 239659         | 31158       | -30760   | 729               | 883              | 2139057 | 1.5               | -84857               | -141373  | 11641             | 10391            | 2161089 |  |

Figures Appearing In columns showing Over-The-Week Changes reflect all revisions in data for prior week submitted by State agencies.

1. The Unemployment Compensation program for Federal Employees (UCFE) and the Unemployment Compensation for Ex-servicemembers (UCX) exclude claims filed jointly under other programs to avoid duplication.
2. Rate is not seasonally adjusted. The source of US total covered employment is BLS.

**UNADJUSTED INITIAL CLAIMS FOR WEEK ENDED APRIL 8, 2017**

---

**STATES WITH AN INCREASE OF MORE THAN 1,000**

---

| <b>State</b> | <b>Change</b> | <b>State Supplied Comment</b>  |
|--------------|---------------|--|
| CA           | +8,386        | Layoffs in the service industry.   |
| TX           | +2,880        | Layoffs in the manufacturing, and administrative, support, waste management and remediation service industries.  |
| AZ           | +2,364        | No comment.  |
| FL           | +1,583        | Layoffs in the agriculture, forestry, fishing and hunting, construction, manufacturing, wholesale trade, retail trade, and administrative, support, waste management and remediation service industries. |
| NY           | +1,458        | Layoffs in the professional, scientific, and technical service, information, and construction industries.  |
| KY           | +1,208        | No comment.  |
| WA           | +1,221        | Layoffs in the transportation and warehousing, health care and social assistance, and administrative, support, waste management and remediation service industries.                                      |
| GA           | +1,011        | Layoffs in the manufacturing, administrative, support, waste management and remediation service, and trade industries.   |

**STATES WITH A DECREASE OF MORE THAN 1,000**

---

| <b>State</b> | <b>Change</b> | <b>State Supplied Comment</b> |
|--------------|---------------|-------------------------------|
| None         |               |                               |

---



## TECHNICAL NOTES

This news release presents the weekly unemployment insurance (UI) claims reported by each state's unemployment insurance program offices. These claims may be used for monitoring workload volume, assessing state program operations and for assessing labor market conditions. States initially report claims directly taken by the state liable for the benefit payments, regardless of where the claimant who filed the claim resided. These are the basis for the advance initial claims and continued claims reported each week. These data come from ETA 538, Advance Weekly Initial and Continued Claims Report. The following week initial claims and continued claims are revised based on a second reporting by states that reflect the claimants by state of residence. These data come from the ETA 539, Weekly Claims and Extended Benefits Trigger Data Report.

### A. Initial Claims

An initial claim is a claim filed by an unemployed individual after a separation from an employer. The claimant requests a determination of basic eligibility for the UI program. When an initial claim is filed with a state, certain programmatic activities take place and these result in activity counts including the count of initial claims. The count of U.S. initial claims for unemployment insurance is a leading economic indicator because it is an indication of emerging labor market conditions in the country. However, these are weekly administrative data which are difficult to seasonally adjust, making the series subject to some volatility.

### B. Continued Weeks Claimed

A person who has already filed an initial claim and who has experienced a week of unemployment then files a continued claim to claim benefits for that week of unemployment. Continued claims are also referred to as insured unemployment. The count of U.S. continued weeks claimed is also a good indicator of labor market conditions. Continued claims reflect the current number of insured unemployed workers filing for UI benefits in the nation. While continued claims are not a leading indicator (they roughly coincide with economic cycles at their peaks and lag at cycle troughs), they provide confirming evidence of the direction of the U.S. economy.

### C. Seasonal Adjustments and Annual Revisions

Over the course of a year, the weekly changes in the levels of initial claims and continued claims undergo regularly occurring fluctuations. These fluctuations may result from seasonal changes in weather, major holidays, the opening and closing of schools, or other similar events. Because these seasonal events follow a more or less regular pattern each year, their influence on the level of a series can be tempered by adjusting for regular seasonal variation. These adjustments make trend and cycle developments easier to spot. At the beginning of each calendar year, the Bureau of Labor Statistics provides the Employment and Training Administration (ETA) with a set of seasonal factors to apply to the unadjusted data during that year. Concurrent with the implementation and release of the new seasonal factors, ETA incorporates revisions to the UI claims historical series caused by updates to the unadjusted data.

#### [Weekly Claims Archives](#)

#### [Weekly Claims Data](#)

U.S. Department of Labor news materials are accessible at <http://www.dol.gov>. The Department's [Reasonable Accommodation Resource Center](#) converts Departmental information and documents into alternative formats, which include Braille and large print. For alternative format requests, please contact the Department at (202) 693-7828 (voice) or (800) 877-8339 (federal relay).

U.S. Department of Labor  
Employment and Training Administration  
Washington, D.C. 20210  
Release Number: USDL 17-456-NAT

Program Contacts:  
Brenda Loya (202) 693-3760  
Tony Sznoluch (202) 693-3176  
Media Contact: (202) 693-4676