



# News Release

Connect with DOL at  
<http://blog.dol.gov>



TRANSMISSION OF MATERIALS IN THIS RELEASE IS EMBARGOED UNTIL  
8:30 A.M. (Eastern) Thursday, August 27, 2015

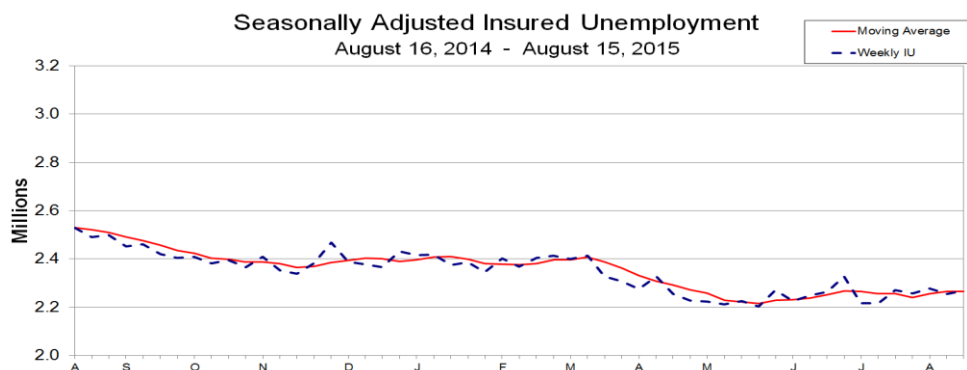
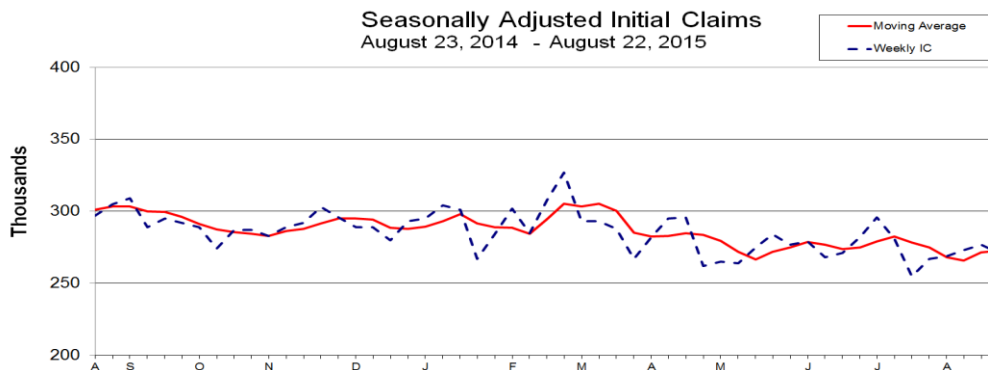
## UNEMPLOYMENT INSURANCE WEEKLY CLAIMS

### SEASONALLY ADJUSTED DATA

In the week ending August 22, the advance figure for seasonally adjusted **initial claims** was 271,000, a decrease of 6,000 from the previous week's unrevised level of 277,000. The 4-week moving average was 272,500, an increase of 1,000 from the previous week's unrevised average of 271,500.

There were no special factors impacting this week's initial claims.

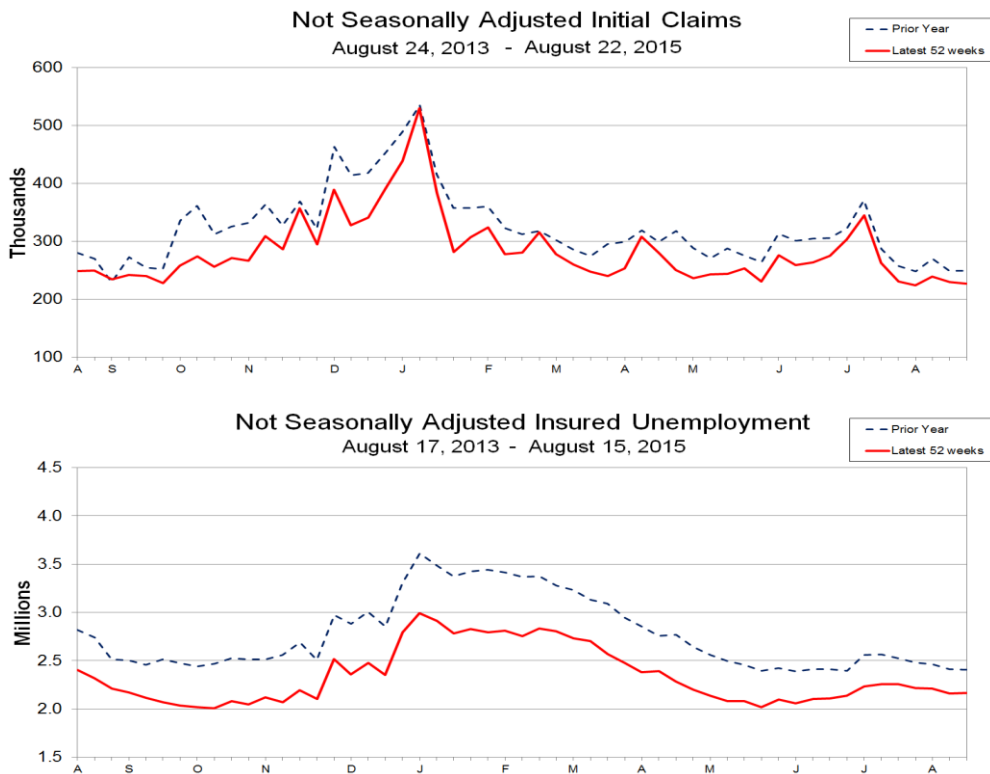
The advance seasonally adjusted **insured unemployment rate** was 1.7 percent for the week ending August 15, unchanged from the previous week's unrevised rate. The advance number for seasonally adjusted **insured unemployment** during the week ending August 15 was 2,269,000, an increase of 13,000 from the previous week's revised level. The previous week's level was revised up 2,000 from 2,254,000 to 2,256,000. The 4-week moving average was 2,265,250, a decrease of 250 from the previous week's revised average. The previous week's average was revised up by 500 from 2,265,000 to 2,265,500.



## UNADJUSTED DATA

The advance number of actual initial claims under state programs, unadjusted, totaled 226,855 in the week ending August 22, a decrease of 2,396 (or -1.0 percent) from the previous week. The seasonal factors had expected an increase of 2,769 (or 1.2 percent) from the previous week. There were 249,006 initial claims in the comparable week in 2014.

The advance unadjusted insured unemployment rate was 1.6 percent during the week ending August 15, unchanged from the prior week. The advance unadjusted number for persons claiming UI benefits in state programs totaled 2,166,978, an increase of 5,790 (or 0.3 percent) from the preceding week. The seasonal factors had expected a decrease of 6,768 (or -0.3 percent) from the previous week. A year earlier the rate was 1.8 percent and the volume was 2,403,823.



The total number of people claiming benefits in all programs for the week ending August 8 was 2,207,153, a decrease of 47,632 from the previous week. There were 2,466,793 persons claiming benefits in all programs in the comparable week in 2014.

No state was triggered "on" the Extended Benefits program during the week ending August 8.

Initial claims for UI benefits filed by former Federal civilian employees totaled 861 in the week ending August 15, an increase of 40 from the prior week. There were 1,395 initial claims filed by newly discharged veterans, a decrease of 173 from the preceding week.

There were 10,554 former Federal civilian employees claiming UI benefits for the week ending August 8, a decrease of 98 from the previous week. Newly discharged veterans claiming benefits totaled 18,191, an increase of 229 from the prior week.

The highest insured unemployment rates in the week ending August 8 were in Puerto Rico (3.8), New Jersey (2.9), Connecticut (2.7), Pennsylvania (2.5), Alaska (2.3), California (2.3), Nevada (2.2), Rhode Island (2.2), the Virgin Islands (2.2), and West Virginia (2.2).

The largest increases in initial claims for the week ending August 15 were in Michigan (+1,297), Kansas (+1,244), Missouri (+356), Idaho (+157), and Louisiana (+99), while the largest decreases were in Illinois (-1,486), Pennsylvania (-1,166), Texas (-1,071), Ohio (-1,001), and Florida (-946).

---

UNEMPLOYMENT INSURANCE DATA FOR REGULAR STATE PROGRAMS

---

| WEEK ENDING   | August 22 | August 15 | Change  | August 8  | <u>Prior Year</u> <sup>1</sup> |
|---|-----------|-----------|---------|-----------|--------------------------------|
| Initial Claims (SA)                                 | 271,000   | 277,000   | -6,000  | 273,000   | 297,000                        |
| Initial Claims (NSA)                                | 226,855   | 229,251   | -2,396  | 239,326   | 249,006                        |
| 4-Wk Moving Average (SA)                            | 272,500   | 271,500   | +1,000  | 266,000   | 301,250                        |
| WEEK ENDING   | August 15 | August 8  | Change  | August 1  | <u>Prior Year</u> <sup>1</sup> |
| Insured Unemployment (SA)                           | 2,269,000 | 2,256,000 | +13,000 | 2,278,000 | 2,528,000                      |
| Insured Unemployment (NSA)                          | 2,166,978 | 2,161,188 | +5,790  | 2,209,977 | 2,403,823                      |
| 4-Wk Moving Average (SA)                            | 2,265,250 | 2,265,500 | -250    | 2,255,500 | 2,531,000                      |
| <u>Insured Unemployment Rate (SA)</u> <sup>2</sup>  | 1.7%      | 1.7%      | 0.0     | 1.7%      | 1.9%                           |
| <u>Insured Unemployment Rate (NSA)</u> <sup>2</sup> | 1.6%      | 1.6%      | 0.0     | 1.6%      | 1.8%                           |

---

INITIAL CLAIMS FILED IN FEDERAL PROGRAMS (UNADJUSTED)

---

| WEEK ENDING                     | August 15 | August 8 | Change | <u>Prior Year</u> <sup>1</sup> |
|---------------------------------|-----------|----------|--------|--------------------------------|
| Federal Employees (UCFE)        | 861       | 821      | +40    | 1,013                          |
| Newly Discharged Veterans (UCX) | 1,395     | 1,568    | -173   | 1,984                          |

---

PERSONS CLAIMING UI BENEFITS IN ALL PROGRAMS (UNADJUSTED)

---

| WEEK ENDING                                   | August 8  | August 1  | Change  | <u>Prior Year</u> <sup>1</sup> |
|---|-----------|-----------|---------|--------------------------------|
| Regular State                                 | 2,156,570 | 2,205,407 | -48,837 | 2,408,598                      |
| Federal Employees                             | 10,554    | 10,652    | -98     | 15,415                         |
| Newly Discharged Veterans                     | 18,191    | 17,962    | +229    | 24,530                         |
| <u>Extended Benefits</u> <sup>3</sup>         | 0         | 0         | 0       | 2                              |
| <u>State Additional Benefits</u> <sup>4</sup> | 6,041     | 6,183     | -142    | 4,923                          |
| <u>STC / Workshare</u> <sup>5</sup>           | 15,797    | 14,581    | +1,216  | 13,325                         |
| <u>TOTAL</u>                                  | 2,207,153 | 2,254,785 | -47,632 | 2,466,793                      |

FOOTNOTES

SA - Seasonally Adjusted Data, NSA - Not Seasonally Adjusted Data

1. Prior year is comparable to most recent data.
2. Most recent week used covered employment of 134,803,907 as denominator.
3. Information on the EB program can be found here: [EB Program information](#)
4. Some states maintain additional benefit programs for those claimants who exhaust regular, extended and emergency benefits. Information on states that participate, and the extent of benefits paid, can be found starting on page 4-5 of this link: [Extensions and Special Programs PDF](#)
5. Information on STC/Worksharing can be found starting on page 4-9 of the following link: [Extensions and Special Programs PDF](#)

## Advance State Claims - Not Seasonally Adjusted

| STATE                | Initial Claims Filed During Week Ended August 22 |          |        | Insured Unemployment For Week Ended August 15 |           |        |
|----------------------|--|----------|--------|---|-----------|--------|
|                      | Advance  | Prior Wk | Change | Advance                                       | Prior Wk  | Change |
| Alabama              | 2,682  | 2,682    | 0      | 22,086  | 24,241    | -2,155 |
| Alaska               | 1,076  | 845      | 231    | 7,179   | 7,240     | -61    |
| Arizona              | 3,692  | 4,147    | -455   | 34,412  | 38,879    | -4,467 |
| Arkansas             | 2,033  | 2,075    | -42    | 20,081  | 21,485    | -1,404 |
| California           | 43,317   | 44,200   | -883   | 376,482                                       | 354,167   | 22,315 |
| Colorado             | 2,189  | 2,072    | 117    | 26,988  | 27,706    | -718   |
| Connecticut          | 3,231  | 3,330    | -99    | 45,317  | 43,941    | 1,376  |
| Delaware             | 631  | 644      | -13    | 7,243   | 6,956     | 287    |
| District of Columbia | 582  | 374      | 208    | 8,920   | 9,221     | -301   |
| Florida              | 8,877  | 9,222    | -345   | 64,694  | 70,237    | -5,543 |
| Georgia              | 5,706  | 6,417    | -711   | 35,412  | 37,289    | -1,877 |
| Hawaii               | 980  | 1,204    | -224   | 7,295   | 7,168     | 127    |
| Idaho                | 1,003  | 1,115    | -112   | 5,731   | 6,643     | -912   |
| Illinois             | 9,050  | 9,191    | -141   | 116,739                                       | 112,506   | 4,233  |
| Indiana              | 2,866  | 3,166    | -300   | 21,033  | 21,231    | -198   |
| Iowa                 | 2,672  | 2,086    | 586    | 18,858  | 19,118    | -260   |
| Kansas               | 2,100  | 3,237    | -1,137 | 16,092  | 12,989    | 3,103  |
| Kentucky             | 2,542  | 2,946    | -404   | 21,285  | 22,115    | -830   |
| Louisiana            | 2,147  | 2,544    | -397   | 24,371  | 26,429    | -2,058 |
| Maine                | 830  | 644      | 186    | 5,834   | 5,916     | -82    |
| Maryland             | 3,477  | 3,546    | -69    | 37,933  | 41,988    | -4,055 |
| Massachusetts        | 5,136  | 4,899    | 237    | 68,153  | 69,210    | -1,057 |
| Michigan             | 5,753  | 7,020    | -1,267 | 47,847  | 51,352    | -3,505 |
| Minnesota            | 3,076  | 2,845    | 231    | 32,970  | 31,770    | 1,200  |
| Mississippi          | 1,435  | 1,789    | -354   | 14,198  | 16,814    | -2,616 |
| Missouri             | 3,909  | 4,622    | -713   | 30,033  | 34,948    | -4,915 |
| Montana              | 683  | 774      | -91    | 5,267   | 5,729     | -462   |
| Nebraska             | 804  | 866      | -62    | 6,422   | 6,481     | -59    |
| Nevada               | 2,740  | 2,622    | 118    | 24,451  | 26,414    | -1,963 |
| New Hampshire        | 570  | 631      | -61    | 5,050   | 5,294     | -244   |
| New Jersey           | 7,807  | 8,299    | -492   | 114,415                                       | 111,723   | 2,692  |
| New Mexico           | 953  | 997      | -44    | 11,861  | 12,744    | -883   |
| New York             | 16,507   | 15,492   | 1,015  | 168,098                                       | 166,797   | 1,301  |
| North Carolina       | 3,854  | 3,701    | 153    | 32,312  | 34,679    | -2,367 |
| North Dakota         | 547  | 273      | 274    | 6,372   | 3,445     | 2,927  |
| Ohio                 | 6,654  | 6,189    | 465    | 56,143  | 58,077    | -1,934 |
| Oklahoma             | 1,804  | 1,725    | 79     | 21,709  | 22,516    | -807   |
| Oregon               | 3,886  | 4,075    | -189   | 29,127  | 30,169    | -1,042 |
| Pennsylvania         | 16,489   | 14,605   | 1,884  | 146,866                                       | 137,852   | 9,014  |
| Puerto Rico          | 1,978  | 2,204    | -226   | 32,700  | 34,221    | -1,521 |
| Rhode Island         | 1,025  | 1,001    | 24     | 10,447  | 9,938     | 509    |
| South Carolina       | 2,613  | 2,679    | -66    | 17,225  | 18,917    | -1,692 |
| South Dakota         | 140  | 170      | -30    | 1,269   | 1,392     | -123   |
| Tennessee            | 3,339  | 3,205    | 134    | 24,981  | 27,190    | -2,209 |
| Texas                | 15,699   | 15,621   | 78     | 186,912                                       | 176,760   | 10,152 |
| Utah                 | 1,153  | 1,150    | 3      | 8,620   | 9,340     | -720   |
| Vermont              | 350  | 419      | -69    | 4,166   | 3,951     | 215    |
| Virgin Islands       | 36   | 48       | -12    | 814   | 828       | -14    |
| Virginia             | 3,321  | 3,195    | 126    | 30,131  | 29,177    | 954    |
| Washington           | 6,038  | 5,845    | 193    | 46,289  | 45,372    | 917    |
| West Virginia        | 1,096  | 1,141    | -45    | 14,187  | 14,918    | -731   |
| Wisconsin            | 5,358  | 5,136    | 222    | 39,812  | 41,185    | -1,373 |
| Wyoming              | 419  | 326      | 93     | 4,146   | 4,520     | -374   |
| US Total             | 226,855  | 229,251  | -2,396 | 2,166,978                                     | 2,161,188 | 5,790  |

Note: Advance Claims are not directly comparable to claims reported in prior weeks. Advance claims are reported by the state liable for paying the unemployment compensation, whereas previous weeks reported reflect claimants by state of residence. In addition, claims reported as "workshare equivalent" in the previous week are added to the advance claims as a proxy for the current week's "workshare equivalent" activity.

## Seasonally Adjusted US Weekly UI Claims (in thousands)

| Week Ending        | Change from    |            |                | Insured Unemployment | Change from |                |     | IUR |
|--------------------|----------------|------------|----------------|----------------------|-------------|----------------|-----|-----|
|                    | Initial Claims | Prior Week | 4-Week Average |                      | Prior Week  | 4-Week Average |     |     |
| August 16, 2014    | 303            | -5         | 302.50         | 2,528                | 10          | 2,531.00       | 1.9 |     |
| August 23, 2014    | 297            | -6         | 301.25         | 2,491                | -37         | 2,520.75       | 1.9 |     |
| August 30, 2014    | 305            | 8          | 303.25         | 2,500                | 9           | 2,509.25       | 1.9 |     |
| September 6, 2014  | 309            | 4          | 303.50         | 2,452                | -48         | 2,492.75       | 1.9 |     |
| September 13, 2014 | 289            | -20        | 300.00         | 2,460                | 8           | 2,475.75       | 1.9 |     |
| September 20, 2014 | 295            | 6          | 299.50         | 2,421                | -39         | 2,458.25       | 1.8 |     |
| September 27, 2014 | 292            | -3         | 296.25         | 2,404                | -17         | 2,434.25       | 1.8 |     |
| October 4, 2014    | 289            | -3         | 291.25         | 2,409                | 5           | 2,423.50       | 1.8 |     |
| October 11, 2014   | 274            | -15        | 287.50         | 2,383                | -26         | 2,404.25       | 1.8 |     |
| October 18, 2014   | 287            | 13         | 285.50         | 2,395                | 12          | 2,397.75       | 1.8 |     |
| October 25, 2014   | 287            | 0          | 284.25         | 2,365                | -30         | 2,388.00       | 1.8 |     |
| November 1, 2014   | 283            | -4         | 282.75         | 2,408                | 43          | 2,387.75       | 1.8 |     |
| November 8, 2014   | 289            | 6          | 286.50         | 2,352                | -56         | 2,380.00       | 1.8 |     |
| November 15, 2014  | 292            | 3          | 287.75         | 2,339                | -13         | 2,366.00       | 1.8 |     |
| November 22, 2014  | 303            | 11         | 291.75         | 2,383                | 44          | 2,370.50       | 1.8 |     |
| November 29, 2014  | 296            | -7         | 295.00         | 2,469                | 86          | 2,385.75       | 1.9 |     |
| December 6, 2014   | 289            | -7         | 295.00         | 2,388                | -81         | 2,394.75       | 1.8 |     |
| December 13, 2014  | 289            | 0          | 294.25         | 2,377                | -11         | 2,404.25       | 1.8 |     |
| December 20, 2014  | 280            | -9         | 288.50         | 2,366                | -11         | 2,400.00       | 1.8 |     |
| December 27, 2014  | 293            | 13         | 287.75         | 2,431                | 65          | 2,390.50       | 1.8 |     |
| January 3, 2015    | 295            | 2          | 289.25         | 2,415                | -16         | 2,397.25       | 1.8 |     |
| January 10, 2015   | 304            | 9          | 293.00         | 2,418                | 3           | 2,407.50       | 1.8 |     |
| January 17, 2015   | 301            | -3         | 298.25         | 2,376                | -42         | 2,410.00       | 1.8 |     |
| January 24, 2015   | 267            | -34        | 291.75         | 2,386                | 10          | 2,398.75       | 1.8 |     |
| January 31, 2015   | 284            | 17         | 289.00         | 2,346                | -40         | 2,381.50       | 1.8 |     |
| February 7, 2015   | 302            | 18         | 288.50         | 2,402                | 56          | 2,377.50       | 1.8 |     |
| February 14, 2015  | 285            | -17        | 284.50         | 2,369                | -33         | 2,375.75       | 1.8 |     |
| February 21, 2015  | 308            | 23         | 294.75         | 2,405                | 36          | 2,380.50       | 1.8 |     |
| February 28, 2015  | 327            | 19         | 305.50         | 2,414                | 9           | 2,397.50       | 1.8 |     |
| March 7, 2015      | 293            | -34        | 303.25         | 2,399                | -15         | 2,396.75       | 1.8 |     |
| March 14, 2015     | 293            | 0          | 305.25         | 2,413                | 14          | 2,407.75       | 1.8 |     |
| March 21, 2015     | 288            | -5         | 300.25         | 2,327                | -86         | 2,388.25       | 1.7 |     |
| March 28, 2015     | 267            | -21        | 285.25         | 2,308                | -19         | 2,361.75       | 1.7 |     |
| April 4, 2015      | 282            | 15         | 282.50         | 2,275                | -33         | 2,330.75       | 1.7 |     |
| April 11, 2015     | 295            | 13         | 283.00         | 2,327                | 52          | 2,309.25       | 1.7 |     |
| April 18, 2015     | 296            | 1          | 285.00         | 2,256                | -71         | 2,291.50       | 1.7 |     |
| April 25, 2015     | 262            | -34        | 283.75         | 2,229                | -27         | 2,271.75       | 1.7 |     |
| May 2, 2015        | 265            | 3          | 279.50         | 2,223                | -6          | 2,258.75       | 1.7 |     |
| May 9, 2015        | 264            | -1         | 271.75         | 2,212                | -11         | 2,230.00       | 1.6 |     |
| May 16, 2015       | 275            | 11         | 266.50         | 2,226                | 14          | 2,222.50       | 1.7 |     |
| May 23, 2015       | 284            | 9          | 272.00         | 2,204                | -22         | 2,216.25       | 1.6 |     |
| May 30, 2015       | 277            | -7         | 275.00         | 2,272                | 68          | 2,228.50       | 1.7 |     |
| June 6, 2015       | 279            | 2          | 278.75         | 2,225                | -47         | 2,231.75       | 1.7 |     |
| June 13, 2015      | 268            | -11        | 277.00         | 2,249                | 24          | 2,237.50       | 1.7 |     |
| June 20, 2015      | 271            | 3          | 273.75         | 2,265                | 16          | 2,252.75       | 1.7 |     |
| June 27, 2015      | 282            | 11         | 275.00         | 2,327                | 62          | 2,266.50       | 1.7 |     |
| July 4, 2015       | 296            | 14         | 279.25         | 2,216                | -111        | 2,264.25       | 1.6 |     |
| July 11, 2015      | 281            | -15        | 282.50         | 2,216                | 0           | 2,256.00       | 1.6 |     |
| July 18, 2015      | 255            | -26        | 278.50         | 2,270                | 54          | 2,257.25       | 1.7 |     |
| July 25, 2015      | 267            | 12         | 274.75         | 2,258                | -12         | 2,240.00       | 1.7 |     |
| August 1, 2015     | 269            | 2          | 268.00         | 2,278                | 20          | 2,255.50       | 1.7 |     |
| August 8, 2015     | 273            | 4          | 266.00         | 2,256                | -22         | 2,265.50       | 1.7 |     |
| August 15, 2015    | 277            | 4          | 271.50         | 2,269                | 13          | 2,265.25       | 1.7 |     |
| August 22, 2015    | 271            | -6         | 272.50         |                      |             |                |     |     |

Initial Claims Filed During Week Ended August 15  
INITIAL CLAIMS

Insured Unemployment For Week Ended August 8  
INSURED UNEMPLOYMENT

| STATE                | CHANGE FROM |           |          |                   |                  |         | CHANGE FROM      |           |          |                   | ALL PROGRAMS EXCLUDING RAILROAD RETIREMENT |                  |
|----------------------|-------------|-----------|----------|-------------------|------------------|---------|------------------|-----------|----------|-------------------|--|------------------|
|                      | STATE       | LAST WEEK | YEAR AGO | UCFE <sup>1</sup> | UCX <sup>1</sup> | STATE   | (%) <sup>2</sup> | LAST WEEK | YEAR AGO | UCFE <sup>1</sup> |  | UCX <sup>1</sup> |
| Alabama              | 2682        | -305      | -1177    | 17                | 16               | 24241   | 1.3              | -612      | -4246    | 117               | 176  | 24534            |
| Alaska               | 845         | -56       | -257     | 2                 | 1                | 7240    | 2.3              | -163      | -2085    | 60                | 69   | 7369             |
| Arizona              | 4147        | -220      | -234     | 6                 | 9                | 38879   | 1.6              | -633      | -4615    | 204               | 212  | 39295            |
| Arkansas             | 2075        | -310      | -247     | 5                 | 7                | 21485   | 1.9              | -116      | -1325    | 108               | 177  | 21770            |
| California           | 44200       | -169      | -2072    | 200               | 231              | 354167  | 2.3              | -15634    | -45204   | 1957              | 3527                                       | 359651           |
| Colorado             | 2072        | -170      | 0        | 10                | 28               | 27706   | 1.2              | 820       | -2520    | 147               | 807  | 28660            |
| Connecticut          | 3330        | -90       | -229     | 5                 | 11               | 43941   | 2.7              | 627       | -6140    | 81                | 158  | 44180            |
| Delaware             | 644         | -95       | -16      | 0                 | 1                | 6956    | 1.7              | 141       | -912     | 15                | 37   | 7008             |
| District of Columbia | 374         | -23       | -8       | 5                 | 4                | 9221    | 1.7              | 34        | -1935    | 339               | 15   | 9575             |
| Florida              | 9222        | -946      | -4050    | 11                | 74               | 70237   | 0.9              | -2070     | -25599   | 196               | 472  | 70905            |
| Georgia              | 6417        | 84        | -2181    | 38                | 82               | 37289   | 0.9              | -738      | -11304   | 272               | 629  | 38190            |
| Hawaii               | 1204        | -9        | -374     | 11                | 15               | 7168    | 1.2              | -160      | -2578    | 98                | 154  | 7420             |
| Idaho                | 1115        | 157       | 14       | 2                 | 2                | 6643    | 1.0              | -143      | -1691    | 28                | 42   | 6713             |
| Illinois             | 9191        | -1486     | 327      | 5                 | 21               | 112506  | 2.0              | -3328     | -14709   | 440               | 520  | 113466           |
| Indiana              | 3166        | -109      | -689     | 16                | 9                | 21231   | 0.7              | -246      | -5612    | 84                | 111  | 21426            |
| Iowa                 | 2086        | -601      | -825     | 6                 | 7                | 19118   | 1.3              | 429       | 290      | 59                | 100  | 19277            |
| Kansas               | 3237        | 1244      | 1479     | 1                 | 1                | 12989   | 1.0              | -1043     | -3658    | 74                | 161  | 13224            |
| Kentucky             | 2946        | 55        | 303      | 12                | 9                | 22115   | 1.2              | -15       | -2646    | 379               | 338  | 22832            |
| Louisiana            | 2544        | 99        | 202      | 6                 | 15               | 26429   | 1.4              | -568      | 4036     | 31                | 87   | 26547            |
| Maine                | 644         | -112      | -225     | 2                 | 0                | 5916    | 1.0              | -99       | -1920    | 16                | 29   | 5961             |
| Maryland             | 3546        | -549      | -324     | 30                | 19               | 41988   | 1.7              | 453       | -10247   | 320               | 319  | 42627            |
| Massachusetts        | 4899        | -478      | -2135    | 7                 | 22               | 69210   | 2.1              | -575      | -11352   | 233               | 384  | 69827            |
| Michigan             | 7020        | 1297      | -486     | 8                 | 30               | 51352   | 1.3              | -1601     | -13213   | 116               | 287  | 51755            |
| Minnesota            | 2845        | -348      | 24       | 5                 | 7                | 31770   | 1.2              | -936      | -1915    | 61                | 176  | 32007            |
| Mississippi          | 1789        | -111      | -15      | 6                 | 6                | 16814   | 1.6              | -811      | -5029    | 82                | 58   | 16954            |
| Missouri             | 4622        | 356       | 244      | 89                | 20               | 34948   | 1.3              | -1514     | -4463    | 380               | 172  | 35500            |
| Montana              | 774         | 48        | 82       | 2                 | 8                | 5729    | 1.3              | -282      | -417     | 62                | 52   | 5843             |
| Nebraska             | 866         | 80        | -80      | 2                 | 4                | 6481    | 0.7              | -482      | -840     | 36                | 20   | 6537             |
| Nevada               | 2622        | -17       | -378     | 1                 | 11               | 26414   | 2.2              | 200       | -2613    | 68                | 181  | 26663            |
| New Hampshire        | 631         | -80       | -770     | 1                 | 1                | 5294    | 0.9              | -20       | -1943    | 8                 | 12   | 5314             |
| New Jersey           | 8299        | -278      | -177     | 12                | 47               | 111723  | 2.9              | -348      | -13283   | 212               | 519  | 112454           |
| New Mexico           | 997         | -30       | 61       | 3                 | 4                | 12744   | 1.7              | -229      | -1813    | 136               | 97   | 12977            |
| New York             | 15492       | -238      | -1664    | 24                | 72               | 166797  | 1.9              | 823       | -18617   | 539               | 899  | 168235           |
| North Carolina       | 3701        | -359      | -931     | 12                | 34               | 34679   | 0.9              | -494      | -17388   | 144               | 405  | 35228            |
| North Dakota         | 273         | -129      | 72       | 0                 | 1                | 3445    | 0.8              | -151      | 1562     | 144               | 11   | 3600             |
| Ohio                 | 6189        | -1001     | -675     | 9                 | 43               | 58077   | 1.1              | -587      | -5297    | 133               | 458  | 58668            |
| Oklahoma             | 1725        | -14       | 300      | 12                | 19               | 22516   | 1.5              | -587      | 6204     | 80                | 166  | 22762            |
| Oregon               | 4075        | -393      | -360     | 16                | 32               | 30169   | 1.8              | -686      | -3200    | 198               | 279  | 30646            |
| Pennsylvania         | 14605       | -1166     | -1125    | 70                | 67               | 137852  | 2.5              | -6092     | -12206   | 633               | 628  | 139113           |
| Puerto Rico          | 2204        | -654      | -247     | 0                 | 9                | 34221   | 3.8              | -623      | -3739    | 76                | 210  | 34507            |
| Rhode Island         | 1001        | 80        | 134      | 2                 | 5                | 9938    | 2.2              | -30       | -1511    | 21                | 50   | 10009            |
| South Carolina       | 2679        | -69       | -834     | 7                 | 16               | 18917   | 1.0              | 112       | -1974    | 67                | 140  | 19124            |
| South Dakota         | 170         | -6        | -33      | 0                 | 2                | 1392    | 0.3              | -16       | 63       | 245               | 6  | 1643             |
| Tennessee            | 3205        | -69       | -263     | 8                 | 18               | 27190   | 1.0              | -1219     | -4585    | 129               | 182  | 27501            |
| Texas                | 15621       | -1071     | 1763     | 86                | 202              | 176760  | 1.6              | -6668     | 29565    | 742               | 2702                                       | 180204           |
| Utah                 | 1150        | 56        | -83      | 36                | 8                | 9340    | 0.7              | -163      | -1463    | 273               | 63   | 9676             |
| Vermont              | 419         | 9         | 49       | 2                 | 1                | 3951    | 1.3              | -30       | -151     | 12                | 13   | 3976             |
| Virgin Islands       | 48          | -3        | 22       | 1                 | 0                | 828     | 2.2              | 46        | 42       | 2                 | 16   | 846              |
| Virginia             | 3195        | -391      | -960     | 15                | 34               | 29177   | 0.8              | -216      | -6416    | 281               | 666  | 30124            |
| Washington           | 5845        | -586      | -602     | 26                | 86               | 45372   | 1.5              | -1896     | -4173    | 197               | 1002                                       | 46571            |
| West Virginia        | 1141        | -54       | 119      | 2                 | 9                | 14918   | 2.2              | 518       | 1027     | 86                | 78   | 15082            |
| Wisconsin            | 5136        | -800      | -745     | 5                 | 14               | 41185   | 1.5              | -928      | -9382    | 108               | 91   | 41384            |
| Wyoming              | 326         | -45       | 64       | 2                 | 1                | 4520    | 1.6              | -240      | 1934     | 25                | 28   | 4573             |
| Totals               | 229251      | -10075    | -20212   | 861               | 1395             | 2161188 | 1.6              | -48789    | -251206  | 10554             | 18191                                      | 2189933          |

Figures Appearing In columns showing Over-The-Week Changes reflect all revisions in data for prior week submitted by State agencies.

1. The Unemployment Compensation program for Federal Employees (UCFE) and the Unemployment Compensation for Ex-servicemembers (UCX) exclude claims filed jointly under other programs to avoid duplication.
2. Rate is not seasonally adjusted. The source of US total covered employment is BLS.

## UNADJUSTED INITIAL CLAIMS FOR WEEK ENDED AUGUST 15, 2015

---

### STATES WITH AN INCREASE OF MORE THAN 1,000

---

| <b>State</b> | <b>Change</b> | <b>State Supplied Comment</b>  |
|--------------|---------------|--|
| MI           | +1,297        | Layoffs in the manufacturing industry.                                       |
| KS           | +1,244        | Layoffs in the transportation and warehousing, and manufacturing industries. |

### STATES WITH A DECREASE OF MORE THAN 1,000

---

| <b>State</b> | <b>Change</b> | <b>State Supplied Comment</b>  |
|--------------|---------------|--|
| IL           | -1,486        | No comment.  |
| PA           | -1,166        | Fewer layoffs in the manufacturing, administrative and support and waste management and remediation service, and accommodation and food service. |
| TX           | -1,071        | No comment.  |
| OH           | -1,001        | No comment.  |

---



## TECHNICAL NOTES

This news release presents the weekly unemployment insurance (UI) claims reported by each state's unemployment insurance program offices. These claims may be used for monitoring workload volume, assessing state program operations and for assessing labor market conditions. States initially report claims directly taken by the state liable for the benefit payments, regardless of where the claimant who filed the claim resided. These are the basis for the advance initial claims and continued claims reported each week. These data come from ETA 538, Advance Weekly Initial and Continued Claims Report. The following week initial claims and continued claims are revised based on a second reporting by states that reflect the claimants by state of residence. These data come from the ETA 539, Weekly Claims and Extended Benefits Trigger Data Report.

### A. Initial Claims

An initial claim is a claim filed by an unemployed individual after a separation from an employer. The claimant requests a determination of basic eligibility for the UI program. When an initial claim is filed with a state, certain programmatic activities take place and these result in activity counts including the count of initial claims. The count of U.S. initial claims for unemployment insurance is a leading economic indicator because it is an indication of emerging labor market conditions in the country. However, these are weekly administrative data which are difficult to seasonally adjust, making the series subject to some volatility.

### B. Continued Weeks Claimed

A person who has already filed an initial claim and who has experienced a week of unemployment then files a continued claim to claim benefits for that week of unemployment. Continued claims are also referred to as insured unemployment. The count of U.S. continued weeks claimed is also a good indicator of labor market conditions. Continued claims reflect the current number of insured unemployed workers filing for UI benefits in the nation. While continued claims are not a leading indicator (they roughly coincide with economic cycles at their peaks and lag at cycle troughs), they provide confirming evidence of the direction of the U.S. economy.

### C. Seasonal Adjustments and Annual Revisions

Over the course of a year, the weekly changes in the levels of initial claims and continued claims undergo regularly occurring fluctuations. These fluctuations may result from seasonal changes in weather, major holidays, the opening and closing of schools, or other similar events. Because these seasonal events follow a more or less regular pattern each year, their influence on the level of a series can be tempered by adjusting for regular seasonal variation. These adjustments make trend and cycle developments easier to spot. At the beginning of each calendar year, the Bureau of Labor Statistics provides the Employment and Training Administration (ETA) with a set of seasonal factors to apply to the unadjusted data during that year. Concurrent with the implementation and release of the new seasonal factors, ETA incorporates revisions to the UI claims historical series caused by updates to the unadjusted data.

[Weekly Claims Archives](#)

[Weekly Claims Data](#)

U.S. Department of Labor news materials are accessible at <http://www.dol.gov>. The Department's [Reasonable Accommodation Resource Center](#) converts Departmental information and documents into alternative formats, which include Braille and large print. For alternative format requests, please contact the Department at (202) 693-7828 (voice) or (800) 877-8339 (federal relay).

U.S. Department of Labor  
Employment and Training Administration  
Washington, D.C. 20210  
Release Number: USDL 15-1654-NAT

Program Contacts:  
Brenda Loya (202) 693-3760  
Tony Sznoluch (202) 693-3176  
Media Contact: (202) 693-4676