

**CALVERT BALANCED FUND  
CALVERT EQUITY FUND  
CALVERT MID-CAP FUND  
CALVERT SMALL-CAP FUND**  
Supplement to Prospectus dated February 1, 2021

The following replaces the first paragraph under “Principal Investment Strategies” in “Fund Summaries – Calvert Balanced Fund”:

The Fund typically invests about 60% of its net assets in stocks and 40% in bonds or other fixed-income investments. Stock investments are primarily common stock of large-cap companies. Fixed-income investments are primarily a wide variety of investment grade debt securities, such as corporate debt securities, mortgage-backed securities (“MBS”) (including commercial mortgage-backed securities and collateralized mortgage obligations (“CMOs”)), and other asset-backed securities (“ABS”). An investment grade debt security is rated BBB- or higher by S&P Global Ratings (“S&P”) or an equivalent rating by another nationally recognized statistical rating organization (“NRSRO”), including Moody’s Investors Service, Inc. (“Moody’s”) or Fitch Ratings (“Fitch”), or Kroll Bond Rating Agency, LLC (“Kroll”) for securitized debt instruments only (such as ABS and MBS), or if unrated, determined by the Adviser to be of comparable credit quality. The Fund may invest up to 15% of its net assets in debt securities rated below investment grade (rated below BBB- by S&P or Fitch, or below Baa3 by Moody’s, or below BBB- by Kroll for securitized debt instruments) and in unrated debt securities determined by the Adviser to be of below investment grade quality (“junk bonds”). For purposes of rating restrictions, if securities are rated differently by two or more rating agencies, the highest rating is used. The Fund invests in debt and mortgage-backed securities issued by government-sponsored enterprises (“GSEs”) such as the Federal National Mortgage Association (“FNMA”) and the Federal Home Loan Mortgage Corporation (“FHLMC”). The Fund may also invest in publicly-traded real estate investment trusts (“REITs”).

September 15, 2021

39575 9.15.21

CALVERT FLEXIBLE BOND FUND  
CALVERT RESPONSIBLE MUNICIPAL INCOME FUND  
Supplement to Prospectuses dated May 1, 2020

CALVERT VP EAFE INTERNATIONAL INDEX PORTFOLIO  
CALVERT VP INVESTMENT GRADE BOND INDEX PORTFOLIO  
CALVERT VP NASDAQ 100 INDEX PORTFOLIO  
CALVERT VP RUSSELL 2000 SMALL CAP INDEX PORTFOLIO  
CALVERT VP S&P 500 INDEX PORTFOLIO  
CALVERT VP S&P MIDCAP 400 INDEX PORTFOLIO  
CALVERT VP SRI BALANCED PORTFOLIO  
CALVERT VP SRI MID CAP PORTFOLIO  
CALVERT VP VOLATILITY MANAGED MODERATE PORTFOLIO  
CALVERT VP VOLATILITY MANAGED MODERATE GROWTH PORTFOLIO  
CALVERT VP VOLATILITY MANAGED GROWTH PORTFOLIO  
(collectively the “Calvert VP Portfolios”)  
Supplement to Prospectuses dated May 1, 2020

CALVERT BALANCED FUND  
CALVERT BOND FUND  
CALVERT CONSERVATIVE ALLOCATION FUND  
CALVERT GROWTH ALLOCATION FUND  
CALVERT EMERGING MARKETS ADVANCEMENT FUND  
CALVERT EMERGING MARKETS EQUITY FUND  
CALVERT EQUITY FUND  
CALVERT GLOBAL ENERGY SOLUTIONS FUND  
CALVERT FLOATING-RATE ADVANTAGE FUND  
CALVERT GLOBAL WATER FUND  
CALVERT GREEN BOND FUND  
CALVERT HIGH YIELD BOND FUND  
CALVERT INCOME FUND  
CALVERT INTERNATIONAL EQUITY FUND  
CALVERT INTERNATIONAL OPPORTUNITIES FUND  
CALVERT INTERNATIONAL RESPONSIBLE INDEX FUND  
CALVERT CORE BOND FUND  
CALVERT MID-CAP FUND  
CALVERT MODERATE ALLOCATION FUND  
CALVERT SHORT DURATION INCOME FUND  
CALVERT SMALL-CAP FUND  
CALVERT ULTRA-SHORT DURATION INCOME FUND  
CALVERT US LARGE-CAP CORE RESPONSIBLE INDEX FUND  
CALVERT US LARGE-CAP GROWTH RESPONSIBLE INDEX FUND  
CALVERT US LARGE-CAP VALUE RESPONSIBLE INDEX FUND  
CALVERT US MID-CAP CORE RESPONSIBLE INDEX FUND  
Supplement to Prospectuses dated February 1, 2021

**1. The following replaces corresponding disclosure under “Management.” in “Management and Organization” for all Funds:**

Each Fund’s investment adviser is Calvert Research and Management (“CRM”). CRM’s address is 1825 Connecticut Avenue NW, Suite 400, Washington, DC 20009. Eaton Vance, Inc., (“EV”) serves as trustee of CRM, which is a subsidiary of Eaton Vance Management (“Eaton Vance”). Prior to March 1, 2021, each of CRM, EV and Eaton Vance were direct or indirect subsidiaries of Eaton Vance Corp. (“EVC”) a Maryland corporation and publicly-held holding company with offices at Two International Place, Boston, Massachusetts 02110.

On March 1, 2021, Morgan Stanley acquired EVC (the “Transaction”) and CRM, Eaton Vance and EV each became an indirect, wholly-owned subsidiary of Morgan Stanley. In connection with the Transaction, each Fund each entered into a new investment advisory agreement with CRM and CRM entered into a new investment sub-advisory agreement with its sub-adviser, as applicable. Each such agreement was approved by Fund shareholders prior to the consummation of the Transaction and was effective upon its closing.

Morgan Stanley (NYSE: MS), whose principal offices are at 1585 Broadway, New York, New York 10036, is a preeminent global financial services firm engaged in securities trading and brokerage activities, as well as providing investment banking, research and analysis, financing and financial advisory services. As of December 31, 2020, after giving effect to the Transaction as described above, Morgan Stanley's asset management operations had aggregate assets under management of approximately \$1.4 trillion.

**The following replaces corresponding disclosure under "Management." in "Management and Organization" for Calvert Equity Fund:**

Pursuant to an investment sub-advisory agreement, the Calvert Equity Fund's adviser has delegated the investment management of the Fund to Atlanta Capital Management Company, LLC ("Atlanta Capital"), with offices at 1075 Peachtree Street NE, Suite 2100, Atlanta, GA 30309. The Fund's adviser pays Atlanta Capital a portion of the applicable advisory fee for sub-advisory services provided to the Fund. On March 1, 2021, upon the closing of the Transaction, Atlanta Capital became an indirect wholly owned subsidiary of Morgan Stanley. Prior to March 1, 2021, Atlanta Capital was a majority-owned affiliate of EVC.

**The following replaces corresponding disclosure under "Management." in "Management and Organization" for Calvert International Equity Fund and Calvert International Opportunities Fund:**

Pursuant to an investment sub-advisory agreement, each of Calvert International Equity Fund's and Calvert International Opportunities Fund's adviser has delegated a portion of the investment management of each Fund to Eaton Vance Advisers International Ltd. ("EVAIL"), 125 Old Broad Street, London, EC2N 1AR, United Kingdom, a registered investment adviser. Each Fund's adviser pays EVAIL a portion of its advisory fee for sub-advisory services provided to the Fund. On March 1, 2021, upon the closing of the Transaction, EVAIL became an indirect wholly owned subsidiary of Morgan Stanley. Prior to March 1, 2021, EVAIL was an indirect wholly-owned subsidiary of EVC.

**2. The following replaces the first paragraph under "Payments to Financial Intermediaries." in "Purchasing Shares":**

**Payments to Financial Intermediaries.** In addition to payments disclosed under "Sales Charges" below, the principal underwriter, out of its own resources, may make cash payments to certain financial intermediaries (which may include affiliates of the principal underwriter and investment adviser) who provide marketing support, transaction processing and/or administrative services and, in some cases, include some or all Eaton Vance funds in preferred or specialized selling programs. Payments made by the principal underwriter to a financial intermediary may be significant and are typically in the form of fees based on Fund sales, assets, transactions processed and/or accounts attributable to that financial intermediary. Financial intermediaries also may receive amounts from the principal underwriter in connection with educational or due diligence meetings that include information concerning Eaton Vance funds. The principal underwriter may pay or allow other promotional incentives or payments to financial intermediaries to the extent permitted by applicable laws and regulations.

**3. The following replaces "Fund Purchases through Edward D. Jones & Co., L.P. ("Edward Jones")" under "Appendix B – Financial Intermediary Sales Charge Variations" for all Funds except the Calvert VP Portfolios:**

**Policies Regarding Transactions Through Edward D. Jones & Co., L.P. ("Edward Jones")**

*The following information has been provided by Edward Jones:*

Effective on or after March 1, 2021, the following information supersedes prior information with respect to transactions and positions held in fund shares through an Edward Jones system. Clients of Edward Jones (also referred to as "shareholders") purchasing fund shares on the Edward Jones commission and fee-based platforms are eligible only for the following sales charge discounts (also referred to as "breakpoints") and waivers, which can differ from discounts and waivers described elsewhere in the mutual fund prospectus or statement of additional information ("SAI") or through another broker-dealer. In all instances, it is the shareholder's responsibility to inform Edward Jones at the time of purchase of any relationship, holdings of fund family or other facts qualifying the purchaser for discounts or waivers. Edward Jones can ask for documentation from the shareholder of such circumstance. Shareholders should contact Edward Jones if they have questions regarding their eligibility for these discounts and waivers.

**Breakpoints**

- Breakpoint pricing, otherwise known as volume pricing, at dollar thresholds as described in the prospectus.

**Rights of Accumulation ("ROA")**

- The applicable sales charge on a purchase of Class A shares is determined by taking into account all share classes (except certain money market funds and any assets held in group retirement plans) of the mutual fund family held by the shareholder or in an account grouped by Edward Jones with other accounts for the purpose of providing certain pricing considerations ("pricing groups"). If grouping assets as a shareholder, this includes all share classes held on the Edward Jones platform and/or held on another platform. The inclusion of eligible fund

family assets in the ROA calculation is dependent on the shareholder notifying Edward Jones of such assets at the time of calculation. Money market funds are included only if such shares were sold with a sales charge at the time of purchase or acquired in exchange for shares purchased with a sales charge.

- The employer maintaining a SEP IRA plan and/or SIMPLE IRA plan may elect to establish or change ROA for the IRA accounts associated with the plan to a plan-level grouping as opposed to including all share classes at a shareholder or pricing group level.
- ROA is determined by calculating the higher of cost minus redemptions or market value (current shares x NAV).

#### **Letter of Intent (“LOI”)**

- Through a LOI, shareholders can receive the sales charge and breakpoint discounts for purchases shareholders intend to make over a 13-month period from the date Edward Jones receives the LOI. The LOI is determined by calculating the higher of cost or market value of qualifying holdings at LOI initiation in combination with the value that the shareholder intends to buy over a 13-month period to calculate the front-end sales charge and any breakpoint discounts. Each purchase the shareholder makes during that 13-month period will receive the sales charge and breakpoint discount that applies to the total amount. If during the 13-month period the shareholder redeems any of the shares purchased pursuant to a LOI, the value of the redeemed shares will not be included for purposes of satisfying the LOI. The inclusion of eligible fund family assets in the LOI calculation is dependent on the shareholder notifying Edward Jones of such assets at the time of calculation. Purchases made before the LOI is received by Edward Jones are not adjusted under the LOI and will not reduce the sales charge previously paid. Sales charges will be adjusted if LOI is not met.
- If the employer maintaining a SEP IRA plan and/or SIMPLE IRA plan has elected to establish or change ROA for the IRA accounts associated with the plan to a plan-level grouping, LOIs will also be at the plan-level and may only be established by the employer.

#### **Front-end Sales Charge Waivers**

Sales charges are waived for the following shareholders and in the following situations:

- Associates of Edward Jones and its affiliates and their family members who are in the same pricing group (as determined by Edward Jones under its policies and procedures) as the associate. This waiver will continue for the remainder of the associate's life if the associate retires from Edward Jones in good-standing and remains in good standing pursuant to Edward Jones' policies and procedures.
- Shares purchased in an Edward Jones fee-based program.
- Shares purchased through reinvestment of capital gains distributions and dividend reinvestment.
- Shares purchased from the proceeds of redeemed shares of the same fund family so long as the following conditions are met: 1) the proceeds are from the sale of shares within 60 days of the purchase, and 2) the sale and purchase are made in the same share class and the same account or the purchase is made in an individual retirement account with proceeds from liquidations in a non-retirement account.
- Shares exchanged into Class A shares from another share class so long as the exchange is into the same fund and was initiated at the discretion of Edward Jones. Edward Jones is responsible for any remaining Contingent Deferred Sales Charge (“CDSC”) due to the fund company or its affiliate, if applicable. Any future purchases are subject to the applicable sales charge as disclosed in the prospectus.
- Exchanges from Class C shares to Class A shares of the same fund, generally, in the 84th month following the anniversary of the purchase date or earlier at the discretion of Edward Jones.

#### **CDSC Waivers**

If the shareholder purchases shares that are subject to a CDSC and those shares are redeemed before the CDSC is expired, the shareholder is responsible to pay the CDSC except in the following conditions:

- The death or disability of the shareholder.
- Systematic withdrawals with up to 10% per year of the account value.
- Return of excess contributions from an Individual Retirement Account (IRA).
- Shares sold as part of a required minimum distribution for IRA and retirement accounts if the redemption is taken in or after the year the shareholder reaches qualified age based on applicable IRS regulations.

- Shares sold to pay Edward Jones fees or costs in such cases where the transaction is initiated by Edward Jones. Edward Jones is responsible for any remaining CDSC due to the fund company or its affiliate, if applicable.
- Shares exchanged in an Edward Jones fee-based program. Edward Jones is responsible for any remaining CDSC due to the fund company or its affiliate, if applicable.
- Shares acquired through NAV reinstatement.
- Shares redeemed at the discretion of Edward Jones for Minimum Balances as described below.

\*\*\*\*\*

#### Other Important Information Regarding Transactions Through Edward Jones

##### Minimum Purchase Amounts

- Initial purchase minimum: \$250
- Subsequent purchase minimum: none

##### Minimum Balances

- Edward Jones has the right to redeem at its discretion fund holdings with a balance of \$250 or less. The following are examples of accounts that are not included in this policy:
  - A fee-based account held on an Edward Jones platform
  - A 529 account held on an Edward Jones platform
  - An account with an active systematic investment plan or LOI

##### Exchanging Share Classes

At any time it deems necessary, Edward Jones has the authority to exchange at NAV a shareholder's holdings in a fund to Class A shares of the same fund. Edward Jones is responsible for any remaining CDSC due to the fund company or its affiliate, if applicable. Any future purchases are subject to the applicable sales charge as disclosed in the prospectus.



[To view a Funds Summary Prospectus click on the Fund name below](#)

[Click here to view the Fund's Statement of Additional Information](#)

### Calvert Balanced Fund

Class A Shares - CSIFX    Class C Shares - CSGCX    Class I Shares - CBAIX    Class R6 Shares - CBARX

### Calvert Equity Fund

Class A Shares - CSIEX    Class C Shares - CSECX    Class I Shares - CEYIX    Class R6 Shares - CEYRX

### Calvert Mid-Cap Fund

Class A Shares - CCAFV    Class C Shares - CCACX    Class I Shares - CCPIX

### Calvert Small-Cap Fund

Class A Shares - CCVAX    Class C Shares - CSCCX    Class I Shares - CSVIX    Class R6 Shares - CALRX

Prospectus Dated  
February 1, 2021

The Securities and Exchange Commission ("SEC") has not approved or disapproved these securities or determined if this Prospectus is truthful or complete. Any representation to the contrary is a criminal offense.

**This Prospectus contains important information about the Funds and the services available to shareholders. Please save it for reference.**

## Table of Contents

Fund Summaries .....	3
Balanced Fund.....	3
Equity Fund .....	9
Mid-Cap Fund.....	13
Small-Cap Fund .....	17
Important Information Regarding Fund Shares.....	21
Investment Objectives & Principal Policies and Risks .....	22
About Responsible Investing .....	35
Management and Organization.....	37
Valuing Shares .....	39
Purchasing Shares .....	39
Sales Charges .....	43
Redeeming Shares.....	46
Shareholder Account Features .....	47
Additional Tax Information .....	49
Financial Highlights .....	51
Balanced Fund.....	51
Equity Fund .....	53
Mid-Cap Fund.....	55
Small-Cap Fund .....	57
Appendix A – The Calvert Principles for Responsible Investment.....	59
Appendix B – Financial Intermediary Sales Charge Variations.....	61

## Fund Summaries

### Calvert Balanced Fund

#### Investment Objective

The Fund's investment objective is to seek to achieve a competitive total return through an actively managed portfolio of stocks, bonds, and money market instruments which offer income and capital growth opportunity.

#### Fees and Expenses of the Fund

This table describes the fees and expenses that you may pay if you buy, hold and sell shares of the Fund. Investors may also pay commissions or other fees to their financial intermediary, which are not reflected below. You may qualify for sales charge discounts on purchases of Class A shares if you and your family invest, or agree to invest in the future, at least \$50,000 in Calvert mutual funds. Certain financial intermediaries also may offer variations in Fund sales charges to their customers as described in Appendix B – Financial Intermediary Sales Charge Variations in this Prospectus. More information about these and other discounts is available from your financial intermediary and under Sales Charges on page 43 of this Prospectus and page 22 of the Fund's Statement of Additional Information.

Shareholder Fees (fees paid directly from your investment)	Class A	Class C	Class I	Class R6
Maximum Sales Charge (Load) Imposed on Purchases (as a percentage of offering price)	4.75%	None	None	None
Maximum Deferred Sales Charge (Load) (as a percentage of the lower of net asset value at purchase or redemption)	None	1.00%	None	None
Annual Fund Operating Expenses (expenses that you pay each year as a percentage of the value of your investment)	Class A	Class C	Class I	Class R6
Management Fees	0.52%	0.52%	0.52%	0.52%
Distribution and Service (12b-1) Fees	0.24%	1.00%	None	None
Other Expenses	0.17%	0.17%	0.17%	0.13%
Total Annual Fund Operating Expenses	0.93%	1.69%	0.69%	0.65%
Less Fee Waiver and/or Expense Reimbursement <sup>(1)</sup>	(0.00)%	(0.01)%	(0.01)%	(0.01)%
Total Annual Fund Operating Expenses after Fee Waiver and/or Expense Reimbursement	0.93%	1.68%	0.68%	0.64%

<sup>(1)</sup> Calvert Research and Management ("CRM") has agreed to reimburse the Fund's expenses to the extent that Total Annual Fund Operating Expenses exceed 0.93% for Class A shares, 1.68% for Class C shares, 0.68% for Class I shares and 0.64% for Class R6 shares. This expense reimbursement will continue through January 31, 2022. Any amendment to or termination of this reimbursement would require approval of the Board of Trustees. The expense reimbursement relates to ordinary operating expenses only and does not include expenses such as: brokerage commissions, acquired fund fees and expenses of unaffiliated funds, borrowing costs (including borrowing costs of any acquired funds), taxes or litigation expenses. Amounts reimbursed may be recouped by CRM during the same fiscal year to the extent actual expenses are less than the contractual expense cap during such year.

**Example.** This Example is intended to help you compare the cost of investing in the Fund with the cost of investing in other mutual funds. The Example assumes that you invest \$10,000 in the Fund for the time periods indicated and then redeem all of your shares at the end of those periods. The Example also assumes that your investment has a 5% return each year, that the operating expenses remain the same and that any expense reimbursement arrangement remains in place for the contractual period. Although your actual costs may be higher or lower, based on these assumptions your costs would be:

	Expenses with Redemption				Expenses without Redemption			
	1 Year	3 Years	5 Years	10 Years	1 Year	3 Years	5 Years	10 Years
Class A shares	\$565	\$757	\$965	\$1,564	\$565	\$757	\$965	\$1,564
Class C shares	\$271	\$532	\$917	\$1,795	\$171	\$532	\$917	\$1,795
Class I shares	\$ 69	\$220	\$383	\$ 858	\$ 69	\$220	\$383	\$ 858
Class R6 shares	\$ 65	\$207	\$361	\$ 809	\$ 65	\$207	\$361	\$ 809

#### Portfolio Turnover

The Fund pays transaction costs, such as commissions, when it buys and sells securities (or "turns over" the portfolio). A higher portfolio turnover rate may indicate higher transaction costs and may result in higher taxes when Fund shares are held in a taxable account. These costs, which are not reflected in Annual Fund Operating Expenses or in the Example, affect the Fund's performance. During the most recent fiscal year, the Fund's portfolio turnover rate was 98% of the average value of its portfolio.



## Principal Investment Strategies

The Fund typically invests about 60% of its net assets in stocks and 40% in bonds or other fixed-income investments. Stock investments are primarily common stock of large-cap companies. Fixed-income investments are primarily a wide variety of investment grade debt securities, such as corporate debt securities, mortgage-backed securities (including commercial mortgage-backed securities and collateralized mortgage obligations (“CMOs”)), and other asset-backed securities (“ABS”). An investment grade debt security is rated BBB- or higher by a nationally recognized statistical rating organization (“NRSRO”), or is an unrated debt security determined by the Adviser to be of comparable credit quality. The Fund may invest up to 15% of its net assets in debt securities rated below investment grade (rated below BBB- by an NRSRO) and in unrated debt securities determined by the Adviser to be of below investment grade quality (“junk bonds”). For purposes of rating restrictions, if securities are rated differently by two or more rating agencies, the highest rating is used. The Fund invests in debt and mortgage-backed securities issued by government-sponsored enterprises (“GSEs”) such as the Federal National Mortgage Association (“FNMA”) and the Federal Home Loan Mortgage Corporation (“FHLMC”). The Fund may also invest in publicly-traded real estate investment trusts (“REITs”).

The Fund invests in a combination of stocks, bonds and money market instruments in an attempt to provide a complete investment portfolio in a single product. The investment adviser monitors the Fund’s allocation and may rebalance or reallocate the Fund’s assets based on its view of economic and market factors and events. The equity portion of the Fund is primarily a large cap U.S. portfolio, although the Fund may also invest in foreign stocks (including American Depositary Receipts (“ADRs”), which may be sponsored or unsponsored, and Global Depositary Receipts (“GDRs”)) and small- and mid-cap stocks. Stocks are selected primarily on the basis of fundamental research, utilizing the information provided by, and the expertise of, the investment adviser’s research staff and consideration of the responsible investing criteria described below. The portfolio manager may sell a security when he believes it is fully valued, the fundamentals of a company deteriorate, or to pursue alternative investment options. A security will also be sold (in accordance with the investment adviser’s guidelines and at a time and in a manner that is determined to be in the best interests of shareholders) if the investment adviser determines that the issuer does not operate in a manner consistent with the Fund’s responsible investment criteria.

Investment decisions for the fixed-income portion of the Fund are made primarily on the basis of fundamental and quantitative research conducted by the investment adviser’s research staff and consideration of the responsible investing criteria described below. Management of the Fund involves consideration of numerous factors (such as quality of business franchises, financial strength, management quality and security structural and collateral considerations). The portfolio managers may sell a security when the investment adviser’s price objective is reached, the fundamentals of the investment change or to pursue more attractive investment options. A security will also be sold (in accordance with the investment adviser’s guidelines and at a time and in a manner that is determined to be in the best interests of shareholders) if the investment adviser determines that the issuer does not operate in a manner consistent with the Fund’s responsible investment criteria. The portfolio managers may also use rotation and absolute return strategies in their management of the fixed-income portion of the Fund. The investment adviser manages duration and any hedging of interest rate risk in the fixed-income portion of the Fund through the purchase and sale of U.S. Treasury securities and related futures contracts. This Fund does not have a specific target for its average fund duration and may invest in bonds and other fixed-income instruments of any maturity.

Incidental to its main investment strategy, the Fund may also use derivatives as a substitute for direct investment in a particular asset class, in order to facilitate the periodic rebalancing of the Fund’s portfolio to maintain its target asset allocation, to make tactical asset allocations, to hedge foreign currency exposure, and to assist in managing cash. The Fund may also lend its securities.

**Responsible Investing.** In selecting investments for the Fund, CRM is guided by The Calvert Principles for Responsible Investment, which provide a framework for considering environmental, social and governance (“ESG”) factors.

## Principal Risks

**Market Risk.** The value of investments held by the Fund may increase or decrease in response to economic, political, financial, public health crises (such as epidemics or pandemics) or other disruptive events (whether real, expected or perceived) in the U.S. and global markets. The frequency and magnitude of such changes in value cannot be predicted. Certain securities and other investments held by the Fund may experience increased volatility, illiquidity, or other potentially adverse effects in reaction to changing market conditions. Monetary and/or fiscal actions taken by U.S. or foreign governments to stimulate or stabilize the global economy may not be effective and could lead to high market volatility. No active trading market may exist for certain investments held by the Fund, which may impair the ability of the Fund to sell or to realize the full value of such investments in the event of the need to liquidate such assets.

**Equity Securities Risk.** The value of equity securities and related instruments may decline in response to adverse changes in the economy or the economic outlook; deterioration in investor sentiment; interest rate, currency, and commodity price fluctuations; adverse geopolitical, social or environmental developments; issuer and sector-specific considerations; or other factors. Market conditions may affect certain types of stocks to a greater extent than other types of stocks. If the stock market declines in value, the value of the Fund's equity securities will also likely decline. Although prices can rebound, there is no assurance that values will return to previous levels.

**Interest Rate Risk.** In general, the value of income securities will fluctuate based on changes in interest rates. The value of these securities is likely to increase when interest rates fall and decline when interest rates rise. Duration measures the time-weighted expected cash flows of a fixed-income security, while maturity refers to the amount of time until a fixed-income security matures. Generally, securities with longer durations or maturities are more sensitive to changes in interest rates than securities with shorter durations or maturities, causing them to be more volatile. Conversely, fixed-income securities with shorter durations or maturities will be less volatile but may provide lower returns than fixed-income securities with longer durations or maturities. In a rising interest rate environment, the duration of income securities that have the ability to be prepaid or called by the issuer may be extended. In a declining interest rate environment, the proceeds from prepaid or maturing instruments may have to be reinvested at a lower interest rate. Certain instruments held by the Fund pay an interest rate based on the London Interbank Offered Rate ("LIBOR"), which is the average offered rate for various maturities of short-term loans between certain major international banks. It is expected that LIBOR will be phased out beginning at the end of 2021. The phase-out of LIBOR may result in, among other things, increased volatility or illiquidity in markets for instruments based on LIBOR and changes in the value of such instruments.

**Credit Risk.** Investments in fixed-income and other debt obligations (referred to below as "debt instruments") are subject to the risk of non-payment of scheduled principal and interest. Changes in economic conditions or other circumstances may reduce the capacity of the party obligated to make principal and interest payments on such instruments and may lead to defaults. Such non-payments and defaults may reduce the value of Fund shares and income distributions. The value of debt instruments also may decline because of concerns about the issuer's ability to make principal and interest payments. In addition, the credit ratings of debt instruments may be lowered if the financial condition of the party obligated to make payments with respect to such instruments deteriorates. In the event of bankruptcy of the issuer of a debt instrument, the Fund could experience delays or limitations with respect to its ability to realize the benefits of any collateral securing the instrument. In order to enforce its rights in the event of a default, bankruptcy or similar situation, the Fund may be required to retain legal or similar counsel, which may increase the Fund's operating expenses and adversely affect net asset value.

**Lower Rated Investments Risk.** Investments rated below investment grade and comparable unrated investments (sometimes referred to as "junk") have speculative characteristics because of the credit risk associated with their issuers. Changes in economic conditions or other circumstances typically have a greater effect on the ability of issuers of lower rated investments to make principal and interest payments than they do on issuers of higher rated investments. An economic downturn generally leads to a higher non-payment rate, and a lower rated investment may lose significant value before a default occurs. Lower rated investments typically are subject to greater price volatility and illiquidity than higher rated investments.

**U.S. Government Securities Risk.** Although certain U.S. Government-sponsored agencies (such as the Federal Home Loan Mortgage Corporation and the Federal National Mortgage Association) may be chartered or sponsored by acts of Congress, their securities are neither issued nor guaranteed by the U.S. Treasury. U.S. Treasury securities generally have a lower return than other obligations because of their higher credit quality and market liquidity.

**Mortgage- and Asset-Backed Securities Risk.** Mortgage- and asset-backed securities represent interests in "pools" of commercial or residential mortgages or other assets, including consumer loans or receivables. Movements in interest rates (both increases and decreases) may quickly and significantly reduce the value of certain types of mortgage- and asset-backed securities. Although certain mortgage- and asset-backed securities are guaranteed as to timely payment of interest and principal by a government entity, the market price for such securities is not guaranteed and will fluctuate. The purchase of mortgage- and asset-backed securities issued by non-government entities may entail greater risk than such securities that are issued or guaranteed by a government entity. Mortgage- and asset-backed securities issued by non-government entities may offer higher yields than those issued by government entities, but may also be subject to greater volatility than government issues and can also be subject to greater credit risk and the risk of default on the underlying mortgages or other assets. Investments in mortgage- and asset-backed securities are subject to both extension risk, where borrowers pay off their debt obligations more slowly in times of rising interest rates, and prepayment risk, where borrowers pay off their debt obligations sooner than expected in times of declining interest rates.

**Money Market Instrument Risk.** Money market instruments may be adversely affected by market and economic events, such as a sharp rise in prevailing short-term interest rates; adverse developments in the banking industry, which issues or guarantees many money market instruments; adverse economic, political or other developments affecting issuers of money market instruments; changes in the credit quality of issuers; and default by a counterparty.

**Foreign Investment Risk.** Foreign investments can be adversely affected by political, economic and market developments abroad, including the imposition of economic and other sanctions by the United States or another country. There may be less publicly available information about foreign issuers because they may not be subject to reporting practices, requirements or regulations comparable to those to which United States companies are subject. Foreign markets may be smaller, less liquid and more volatile than the major markets in the United States and, as a result, Fund share values may be more volatile. Trading in foreign markets typically involves higher expense than trading in the United States. The Fund may have difficulties enforcing its legal or contractual rights in a foreign country. Depositary receipts are subject to many of the risks associated with investing directly in foreign instruments.

**Currency Risk.** Exchange rates for currencies fluctuate daily. The value of foreign investments may be affected favorably or unfavorably by changes in currency exchange rates in relation to the U.S. dollar. Currency markets generally are not as regulated as securities markets and currency transactions are subject to settlement, custodial and other operational risks.

**Derivatives Risk.** The Fund's exposure to derivatives involves risks different from, or possibly greater than, the risks associated with investing directly in securities and other investments. The use of derivatives can lead to losses because of adverse movements in the price or value of the security, instrument, index, currency, commodity, economic indicator or event underlying a derivative ("reference instrument"), due to failure of a counterparty or due to tax or regulatory constraints. Derivatives may create leverage in the Fund, which represents a non-cash exposure to the underlying reference instrument. Leverage can increase both the risk and return potential of the Fund. Derivatives risk may be more significant when derivatives are used to enhance return or as a substitute for a cash investment position, rather than solely to hedge the risk of a position held by the Fund. Use of derivatives involves the exercise of specialized skill and judgment, and a transaction may be unsuccessful in whole or in part because of market behavior or unexpected events. Changes in the value of a derivative (including one used for hedging) may not correlate perfectly with the underlying reference instrument. Derivative instruments traded in over-the-counter markets may be difficult to value, may be illiquid, and may be subject to wide swings in valuation caused by changes in the value of the underlying reference instrument. If a derivative's counterparty is unable to honor its commitments, the value of Fund shares may decline and the Fund could experience delays in the return of collateral or other assets held by the counterparty. The loss on derivative transactions may substantially exceed the initial investment, particularly when there is no stated limit on the Fund's use of derivatives. A derivative investment also involves the risks relating to the reference instrument underlying the investment.

**Smaller and Mid-Sized Company Risk.** The stocks of smaller and mid-sized companies are generally subject to greater price fluctuations, limited liquidity, higher transaction costs and higher investment risk than the stocks of larger, more established companies. Such companies may have limited product lines, markets or financial resources, may be dependent on a limited management group, and may lack substantial capital reserves or an established performance record. There may be generally less publicly available information about such companies than for larger, more established companies. Stocks of these companies frequently have lower trading volumes making them more volatile and potentially more difficult to value.

**Real Estate Risk.** Real estate investments are subject to risks associated with owning real estate, including declines in real estate values, increases in property taxes, fluctuations in interest rates, limited availability of mortgage financing, decreases in revenues from underlying real estate assets, declines in occupancy rates, changes in government regulations affecting zoning, land use, and rents, environmental liabilities, and risks related to the management skill and creditworthiness of the issuer. Companies in the real estate industry may also be subject to liabilities under environmental and hazardous waste laws, among others. REITs must satisfy specific requirements for favorable tax treatment and can involve unique risks in addition to the risks generally affecting the real estate industry. Changes in underlying real estate values may have an exaggerated effect to the extent that investments are concentrated in particular geographic regions or property types.

**Securities Lending Risk.** Securities lending involves a possible delay in recovery of the loaned securities or a possible loss of rights in the collateral if the borrower fails financially. The Fund could also lose money if the value of the collateral decreases.

**Restricted Securities Risk.** Unless registered for sale to the public under applicable federal securities law, restricted securities can be sold only in private transactions to qualified purchasers pursuant to an exemption from registration. The sale price realized from a private transaction could be less than the Fund's purchase price for the restricted security. It may be difficult to identify a qualified purchaser for a restricted security held by the Fund and such security could be deemed illiquid. It may also be more difficult to value such securities.

**Liquidity Risk.** The Fund is exposed to liquidity risk when trading volume, lack of a market maker or trading partner, large position size, market conditions, or legal restrictions impair its ability to sell particular investments or to sell them at advantageous market prices. Consequently, the Fund may have to accept a lower price to sell an investment or continue to hold it or keep the position open, sell other investments to raise cash or abandon an investment opportunity, any of which could have a negative effect on the Fund's performance. These effects may be exacerbated during times of financial or political stress.

**Risks Associated with Active Management.** The success of the Fund's investment strategy depends on portfolio management's successful application of analytical skills and investment judgment. Active management involves subjective decisions.

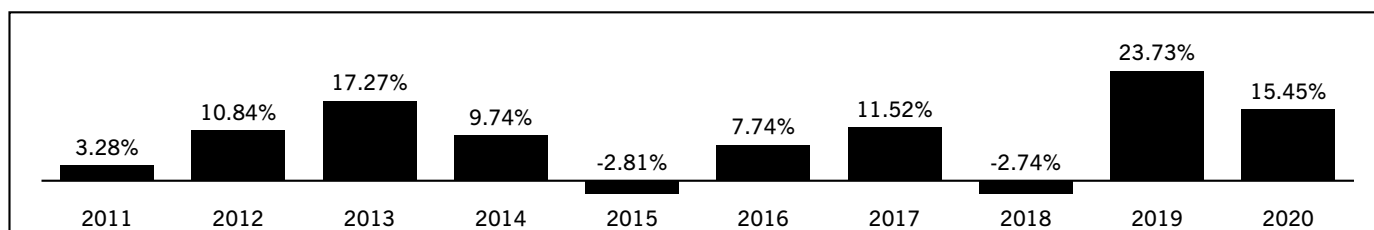
**Responsible Investing Risk.** Investing primarily in responsible investments carries the risk that, under certain market conditions, the Fund may underperform funds that do not utilize a responsible investment strategy. The application of responsible investment criteria may affect the Fund's exposure to certain sectors or types of investments, and may impact the Fund's relative investment performance depending on whether such sectors or investments are in or out of favor in the market. An investment's ESG performance or the investment adviser's assessment of such performance may change over time, which could cause the Fund to temporarily hold securities that do not comply with the Fund's responsible investment criteria. In evaluating an investment, the investment adviser is dependent upon information and data that may be incomplete, inaccurate or unavailable, which could adversely affect the analysis of the ESG factors relevant to a particular investment. Successful application of the Fund's responsible investment strategy will depend on the investment adviser's skill in properly identifying and analyzing material ESG issues.

**General Fund Investing Risks.** The Fund is not a complete investment program and there is no guarantee that the Fund will achieve its investment objective. It is possible to lose money by investing in the Fund. The Fund is designed to be a long-term investment vehicle and is not suited for short-term trading. Investors in the Fund should have a long-term investment perspective and be able to tolerate potentially sharp declines in value. Purchase and redemption activities by Fund shareholders may impact the management of the Fund and its ability to achieve its investment objective(s). In addition, the redemption by one or more large shareholders or groups of shareholders of their holdings in the Fund could have an adverse impact on the remaining shareholders in the Fund. The Fund relies on various service providers, including the investment adviser, in its operations and is susceptible to operational, information security and related events (such as public health crises, cyber or hacking attacks) that may affect the service providers or the services that they provide to the Fund. An investment in the Fund is not a deposit in a bank and is not insured or guaranteed by the Federal Deposit Insurance Corporation or any other government agency.

## Performance

The following bar chart and table provide some indication of the risks of investing in the Fund by showing changes in the Fund's performance from year to year and how the Fund's average annual returns over time compare with a broad-based securities market index and a blended benchmark. The returns in the bar chart are for Class A shares and do not reflect a sales charge. If the sales charge was reflected, the returns would be lower. Past performance (both before and after taxes) is not necessarily an indication of how the Fund will perform in the future.

CRM became the investment adviser to the Fund on December 31, 2016. Performance reflected prior to such date is that of the Fund's former investment adviser. The Fund's performance reflects the effects of expense reductions. Absent these reductions, performance would have been lower. Updated Fund performance information can be obtained by visiting [www.calvert.com](http://www.calvert.com).



For the ten years ended December 31, 2020, the highest quarterly total return for Class A was 15.12% for the quarter ended June 30, 2020 and the lowest quarterly return was -12.54% for the quarter ended March 31, 2020.

Average Annual Total Returns as of December 31, 2020	One Year	Five Years	Ten Years
Class A Return Before Taxes	9.95%	9.71%	8.57%
Class A Return After Taxes on Distributions	9.22%	8.44%	7.15%
Class A Return After Taxes on Distributions and Sale of Class A Shares	6.25%	7.49%	6.60%
Class C Return Before Taxes	13.57%	9.93%	8.24%
Class I Return Before Taxes	15.75%	11.13%	9.53%
Class R6 Return Before Taxes	15.76%	11.14%	9.53%
Russell 1000 <sup>®</sup> Index (reflects no deduction for fees, expenses or taxes)	20.96%	15.58%	14.00%
Bloomberg Barclays U.S. Aggregate Bond Index (reflects no deduction for fees, expenses or taxes)	7.51%	4.43%	3.84%
Balanced Blended Benchmark* (reflects no deduction for fees, expenses or taxes)	16.29%	11.35%	10.11%

\* The Balanced Blended Benchmark is an internally constructed benchmark comprised of a blend of 60% Russell 1000<sup>®</sup> Index and 40% Bloomberg Barclays U.S. Aggregate Bond Index.

These returns reflect the maximum sales charge for Class A (4.75%) and any applicable contingent deferred sales charge ("CDSC") for Class C. The Class R6 performance shown above for the period prior to February 1, 2019 (commencement of operations) is the performance of Class I shares at net asset value without adjustment for any differences in the expenses of the two classes. If adjusted for such differences, returns would be different. Investors cannot invest directly in an Index.

After-tax returns are calculated using the highest historical individual federal income tax rates and do not reflect the impact of state and local taxes. Actual after-tax returns depend on a shareholder's tax situation and the actual characterization of distributions, and may differ from those shown. After-tax returns are not relevant to shareholders who hold shares in tax-deferred accounts or to shares held by non-taxable entities. After-tax returns for other Classes of shares will vary from the after-tax returns presented for Class A shares. Return After Taxes on Distributions for a period may be the same as Return Before Taxes for that period because no taxable distributions were made during that period. Also, Return After Taxes on Distributions and Sale of Fund Shares for a period may be greater than or equal to Return Before Taxes and/or Return After Taxes on Distributions for the same period because of losses realized on the sale of Fund shares.

## Management

**Investment Adviser.** Calvert Research and Management ("CRM" or the "Adviser").

### Portfolio Managers

Vishal Khanduja, CFA, Vice President of CRM, has managed the Fund since January 2013.

Brian S. Ellis, CFA, Vice President of CRM, has managed the Fund since November 2015.

Charles B. Gaffney, Vice President of CRM, has managed the Fund since December 31, 2016.

## Purchase and Sale of Fund Shares

You may purchase, redeem or exchange Fund shares on any business day, which is any day the New York Stock Exchange is open for business. You may purchase, redeem or exchange Fund shares either through your financial intermediary or (except for purchases of Class C shares by accounts with no specified financial intermediary) directly from a Fund either by writing to the Fund, P.O. Box 219544, Kansas City, MO 64121-9544, or by calling 1-800-368-2745. The minimum initial purchase or exchange into a Fund is \$1,000 for Class A and Class C, \$250,000 for Class I and \$1,000,000 for Class R6 (waived in certain circumstances). There is no minimum for subsequent investments.

**For important information about taxes and financial intermediary compensation, please turn to "Important Information Regarding Fund Shares" on page 21 of this Prospectus.**

## Calvert Equity Fund

### Investment Objective

The Fund's investment objective is to seek growth of capital through investment in stocks believed to offer opportunities for potential capital appreciation.

### Fees and Expenses of the Fund

This table describes the fees and expenses that you may pay if you buy, hold and sell shares of the Fund. Investors may also pay commissions or other fees to their financial intermediary, which are not reflected below. You may qualify for sales charge discounts on purchases of Class A shares if you and your family invest, or agree to invest in the future, at least \$50,000 in Calvert mutual funds. Certain financial intermediaries also may offer variations in Fund sales charges to their customers as described in Appendix B – Financial Intermediary Sales Charge Variations in this Prospectus. More information about these and other discounts is available from your financial intermediary and under Sales Charges on page 43 of this Prospectus and on page 22 of the Fund's Statement of Additional Information.

Shareholder Fees (fees paid directly from your investment)	Class A	Class C	Class I	Class R6
Maximum Sales Charge (Load) Imposed on Purchases (as a percentage of offering price)	4.75%	None	None	None
Maximum Deferred Sales Charge (Load) (as a percentage of the lower of net asset value at purchase or redemption)	None	1.00%	None	None
Annual Fund Operating Expenses (expenses that you pay each year as a percentage of the value of your investment)	Class A	Class C	Class I	Class R6
Management Fees	0.57%	0.57%	0.57%	0.57%
Distribution and Service (12b-1) Fees	0.25%	1.00%	None	None
Other Expenses	0.12%	0.12%	0.12%	0.06%
Total Annual Fund Operating Expenses	0.94%	1.69%	0.69%	0.63%

**Example.** This Example is intended to help you compare the cost of investing in the Fund with the cost of investing in other mutual funds. The Example assumes that you invest \$10,000 in the Fund for the time periods indicated and then redeem all of your shares at the end of those periods. The Example also assumes that your investment has a 5% return each year, that the operating expenses remain the same and that any expense reimbursement arrangement remains in place for the contractual period. Although your actual costs may be higher or lower, based on these assumptions your costs would be:

	Expenses with Redemption				Expenses without Redemption			
	1 Year	3 Years	5 Years	10 Years	1 Year	3 Years	5 Years	10 Years
Class A shares	\$566	\$760	\$970	\$1,575	\$566	\$760	\$970	\$1,575
Class C shares	\$272	\$533	\$918	\$1,799	\$172	\$533	\$918	\$1,799
Class I shares	\$ 70	\$221	\$384	\$ 859	\$ 70	\$221	\$384	\$ 859
Class R6 shares	\$ 64	\$202	\$351	\$ 786	\$ 64	\$202	\$351	\$ 786

### Portfolio Turnover

The Fund pays transaction costs, such as commissions, when it buys and sells securities (or “turns over” the portfolio). A higher portfolio turnover rate may indicate higher transaction costs and may result in higher taxes when Fund shares are held in a taxable account. These costs, which are not reflected in Annual Fund Operating Expenses or in the Example, affect the Fund's performance. During the most recent fiscal year, the Fund's portfolio turnover rate was 16% of the average value of its portfolio.

### Principal Investment Strategies

The Fund normally invests at least 80% of its net assets, including borrowings for investment purposes, in equity securities (common stock) (the “80% Policy”). The Fund will normally invest in common stocks of companies having market capitalizations that rank among the top 1,000 U.S. listed companies. The Fund may invest up to 25% of its assets in U.S. dollar-denominated securities of foreign companies that trade on U.S. exchanges or in the over-the-counter market (including depositary receipts which evidence ownership in underlying foreign stocks). The Fund may invest in mid-cap stocks and in publicly traded real estate investment trusts (“REITs”). The Fund may also lend its securities.

Through investment in high quality companies, portfolio management seeks to build a portfolio that may participate in rising markets while minimizing participation in declining markets. Quality is determined by analysis of a company's financial statements and is measured by a company's demonstrated ability to consistently grow earnings over the long-term. High quality companies typically have strong balance sheets, sustainable cash flow, enduring competitive advantages, long product cycles, and stable demand over a business cycle, among other characteristics. The portfolio managers may utilize "financial quality rankings" provided by nationally recognized rating services as additional information.

The portfolio managers are responsible for fundamental analysis and security selection, incorporating environmental, social and governance ("ESG") information provided by ESG analysts at CRM. The portfolio managers typically favor high quality companies they believe have sustainable above-average earnings growth potential and are trading below intrinsic value. Sustainable earnings growth potential is determined by fundamental analysis of a company's financial trends and management; products and services; industry position and conditions; and other factors. Further, the portfolio managers seek to invest in companies that manage ESG risk exposures adequately and that are not exposed to excessive ESG risk through their principal business activities. Companies are analyzed by CRM's ESG analysts utilizing The Calvert Principles for Responsible Investment, a framework for considering ESG factors. Each company is evaluated relative to an appropriate peer group based on material ESG factors as determined by CRM. The portfolio managers seek to manage individual security risk through analysis of each security's risk/reward potential and to manage portfolio risk by constructing a diversified portfolio of what they believe to be attractively valued growth companies. The portfolio managers may sell a security when its fundamentals deteriorate, when its valuation is no longer attractive, or when other securities are identified to displace a current holding.

## Principal Risks

**Market Risk.** The value of investments held by the Fund may increase or decrease in response to economic, political, financial, public health crises (such as epidemics or pandemics) or other disruptive events (whether real, expected or perceived) in the U.S. and global markets. The frequency and magnitude of such changes in value cannot be predicted. Certain securities and other investments held by the Fund may experience increased volatility, illiquidity, or other potentially adverse effects in reaction to changing market conditions. Monetary and/or fiscal actions taken by U.S. or foreign governments to stimulate or stabilize the global economy may not be effective and could lead to high market volatility.

**Equity Securities Risk.** The value of equity securities and related instruments may decline in response to adverse changes in the economy or the economic outlook; deterioration in investor sentiment; interest rate, currency, and commodity price fluctuations; adverse geopolitical, social or environmental developments; issuer and sector-specific considerations; or other factors. Market conditions may affect certain types of stocks to a greater extent than other types of stocks. If the stock market declines in value, the value of the Fund's equity securities will also likely decline. Although prices can rebound, there is no assurance that values will return to previous levels.

**Large-Cap Growth Risk.** Because the Fund normally invests primarily in stocks of large-cap growth companies, it is subject to the risk of underperforming the overall stock market during periods in which stocks of such companies are out of favor and generate lower returns than the market as a whole.

**Smaller and Mid-Sized Company Risk.** The stocks of smaller and mid-sized companies are generally subject to greater price fluctuations, limited liquidity, higher transaction costs and higher investment risk than the stocks of larger, more established companies. Such companies may have limited product lines, markets or financial resources, may be dependent on a limited management group, and may lack substantial capital reserves or an established performance record. There may be generally less publicly available information about such companies than for larger, more established companies. Stocks of these companies frequently have lower trading volumes making them more volatile and potentially more difficult to value.

**Real Estate Risk.** Real estate investments are subject to risks associated with owning real estate, including declines in real estate values, increases in property taxes, fluctuations in interest rates, limited availability of mortgage financing, decreases in revenues from underlying real estate assets, declines in occupancy rates, changes in government regulations affecting zoning, land use, and rents, environmental liabilities, and risks related to the management skill and creditworthiness of the issuer. Companies in the real estate industry may also be subject to liabilities under environmental and hazardous waste laws, among others. REITs must satisfy specific requirements for favorable tax treatment and can involve unique risks in addition to the risks generally affecting the real estate industry. Changes in underlying real estate values may have an exaggerated effect to the extent that investments are concentrated in particular geographic regions or property types.

**Foreign Investment Risk.** Foreign investments can be adversely affected by political, economic and market developments abroad, including the imposition of economic and other sanctions by the United States or another country. There may be less publicly available information about foreign issuers because they may not be subject to reporting practices, requirements or regulations comparable to those to which United States companies are subject. Foreign markets may be smaller, less liquid and more volatile

than the major markets in the United States and, as a result, Fund share values may be more volatile. Trading in foreign markets typically involves higher expense than trading in the United States. The Fund may have difficulties enforcing its legal or contractual rights in a foreign country. Depositary receipts are subject to many of the risks associated with investing directly in foreign instruments.

**Currency Risk.** Exchange rates for currencies fluctuate daily. The value of foreign investments may be affected favorably or unfavorably by changes in currency exchange rates in relation to the U.S. dollar. Currency markets generally are not as regulated as securities markets and currency transactions are subject to settlement, custodial and other operational risks.

**Sector Risk.** Because the Fund may, under certain market conditions, invest a significant portion of its assets in one or more sectors, the value of Fund shares may be affected by events that adversely affect a particular sector and may fluctuate more than that of a fund that invests more broadly.

**Securities Lending Risk.** Securities lending involves a possible delay in recovery of the loaned securities or a possible loss of rights in the collateral if the borrower fails financially. The Fund could also lose money if the value of the collateral decreases.

**Liquidity Risk.** The Fund is exposed to liquidity risk when trading volume, lack of a market maker or trading partner, large position size, market conditions, or legal restrictions impair its ability to sell particular investments or to sell them at advantageous market prices. Consequently, the Fund may have to accept a lower price to sell an investment or continue to hold it or keep the position open, sell other investments to raise cash or abandon an investment opportunity, any of which could have a negative effect on the Fund's performance. These effects may be exacerbated during times of financial or political stress.

**Risks Associated with Active Management.** The success of the Fund's investment strategy depends on portfolio management's successful application of analytical skills and investment judgment. Active management involves subjective decisions.

**Responsible Investing Risk.** Investing primarily in responsible investments carries the risk that, under certain market conditions, the Fund may underperform funds that do not utilize a responsible investment strategy. The application of responsible investment criteria may affect the Fund's exposure to certain sectors or types of investments, and may impact the Fund's relative investment performance depending on whether such sectors or investments are in or out of favor in the market. An investment's ESG performance or the investment adviser's assessment of such performance may change over time, which could cause the Fund to temporarily hold securities that do not comply with the Fund's responsible investment criteria. In evaluating an investment, the investment adviser is dependent upon information and data that may be incomplete, inaccurate or unavailable, which could adversely affect the analysis of the ESG factors relevant to a particular investment. Successful application of the Fund's responsible investment strategy will depend on the investment adviser's skill in properly identifying and analyzing material ESG issues.

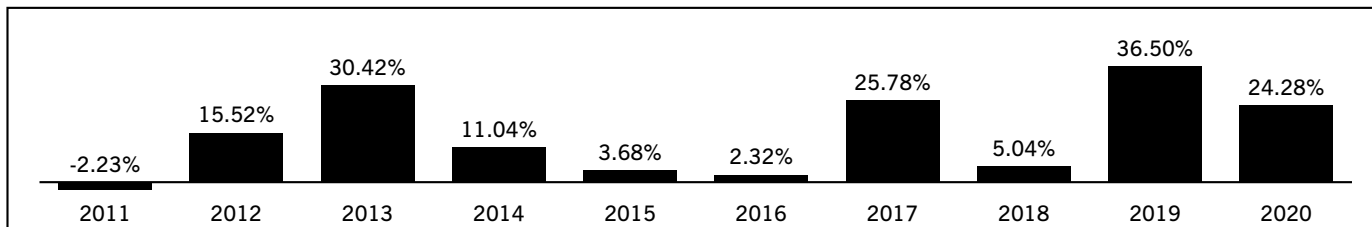
**General Fund Investing Risks.** The Fund is not a complete investment program and there is no guarantee that the Fund will achieve its investment objective. It is possible to lose money by investing in the Fund. The Fund is designed to be a long-term investment vehicle and is not suited for short-term trading. Investors in the Fund should have a long-term investment perspective and be able to tolerate potentially sharp declines in value. Purchase and redemption activities by Fund shareholders may impact the management of the Fund and its ability to achieve its investment objective(s). In addition, the redemption by one or more large shareholders or groups of shareholders of their holdings in the Fund could have an adverse impact on the remaining shareholders in the Fund. The Fund relies on various service providers, including the investment adviser, in its operations and is susceptible to operational, information security and related events (such as public health crises, cyber or hacking attacks) that may affect the service providers or the services that they provide to the Fund. An investment in the Fund is not a deposit in a bank and is not insured or guaranteed by the Federal Deposit Insurance Corporation or any other government agency.

## Performance

The following bar chart and table provide some indication of the risks of investing in the Fund by showing changes in the Fund's performance from year to year and how the Fund's average annual returns over time compare with a broad-based securities market index. The returns in the bar chart are for Class A shares and do not reflect a sales charge. If the sales charge was reflected, the returns would be lower. Past performance (both before and after taxes) is not necessarily an indication of how the Fund will perform in the future.

CRM became the investment adviser to the Fund on December 31, 2016. Performance reflected prior to such date is that of the Fund's current sub-adviser, Atlanta Capital Management, Inc., and its former investment adviser. The Fund's performance reflects the effects of expense reductions. Absent these reductions, performance would have been lower. Updated Fund performance information can be obtained by visiting [www.calvert.com](http://www.calvert.com).





For the ten years ended December 31, 2020, the highest quarterly total return for Class A was 20.14% for the quarter ended June 30, 2020 and the lowest quarterly return was -15.12% for the quarter ended September 30, 2011.

Average Annual Total Returns as of December 31, 2020	One Year	Five Years	Ten Years
Class A Return Before Taxes	18.37%	16.89%	13.98%
Class A Return After Taxes on Distributions	17.67%	15.29%	12.19%
Class A Return After Taxes on Distributions and Sale of Class A Shares	11.45%	13.57%	11.26%
Class C Return Before Taxes	22.35%	17.15%	13.69%
Class I Return Before Taxes	24.59%	18.41%	15.02%
Class R6 Return Before Taxes	24.65%	18.44%	15.03%
Russell 1000 <sup>®</sup> Growth Index (reflects no deduction for fees, expenses or taxes)	38.49%	20.98%	17.19%

These returns reflect the maximum sales charge for Class A (4.75%) and any applicable contingent deferred sales charge (“CDSC”) for Class C. The Class R6 performance shown above for the period prior to October 3, 2017 (commencement of operations) is the performance of Class I shares at net asset value without adjustment for any differences in the expenses of the two classes. If adjusted for such differences, returns would be different. Investors cannot invest directly in an Index.

After-tax returns are calculated using the highest historical individual federal income tax rates and do not reflect the impact of state and local taxes. Actual after-tax returns depend on a shareholder’s tax situation and the actual characterization of distributions, and may differ from those shown. After-tax returns are not relevant to shareholders who hold shares in tax-deferred accounts or to shares held by non-taxable entities. After-tax returns for other Classes of shares will vary from the after-tax returns presented for Class A shares. Return After Taxes on Distributions for a period may be the same as Return Before Taxes for that period because no taxable distributions were made during that period. Also, Return After Taxes on Distributions and Sale of Fund Shares for a period may be greater than or equal to Return Before Taxes and/or Return After Taxes on Distributions for the same period because of losses realized on the sale of Fund shares.

## Management

**Investment Adviser.** Calvert Research and Management (“CRM” or the “Adviser”).

**Investment Sub-Adviser.** Atlanta Capital Management Company, LLC (“Atlanta Capital”).

### Portfolio Managers

Joseph B. Hudepohl, CFA, Managing Director and Principal of Atlanta Capital, has managed the Fund since June 2015.

Lance V. Garrison, CFA, Vice President and Principal of Atlanta Capital, has managed the Fund since June 2015.

Jeffrey A. Miller, CFA, Vice President and Principal of Atlanta Capital, has managed the Fund since June 2015.

Robert R. Walton, Jr., CFA, Vice President and Principal of Atlanta Capital, has managed the Fund since June 2015.

## Purchase and Sale of Fund Shares

You may purchase, redeem or exchange Fund shares on any business day, which is any day the New York Stock Exchange is open for business. You may purchase, redeem or exchange Fund shares either through your financial intermediary or (except for purchases of Class C shares by accounts with no specified financial intermediary) directly from a Fund either by writing to the Fund, P.O. Box 219544, Kansas City, MO 64121-9544, or by calling 1-800-368-2745. The minimum initial purchase or exchange into a Fund is \$1,000 for Class A and Class C, \$250,000 for Class I and \$1,000,000 for Class R6 (waived in certain circumstances). There is no minimum for subsequent investments.

For important information about taxes and financial intermediary compensation, please turn to “Important Information Regarding Fund Shares” on page 21 of this Prospectus.

## Calvert Mid-Cap Fund

### Investment Objective

The Fund's investment objective is to seek to provide long-term capital appreciation by investing primarily in mid-cap stocks.

### Fees and Expenses of the Fund

This table describes the fees and expenses that you may pay if you buy, hold and sell shares of the Fund. Investors may also pay commissions or other fees to their financial intermediary, which are not reflected below. You may qualify for sales charge discounts on purchases of Class A shares if you and your family invest, or agree to invest in the future, at least \$50,000 in Calvert mutual funds. Certain financial intermediaries also may offer variations in Fund sales charges to their customers as described in Appendix B – Financial Intermediary Sales Charge Variations in this Prospectus. More information about these and other discounts is available from your financial intermediary and under Sales Charges on page 43 of this Prospectus and page 22 of the Fund's Statement of Additional Information.

Shareholder Fees (fees paid directly from your investment)	Class A	Class C	Class I
Maximum Sales Charge (Load) Imposed on Purchases (as a percentage of offering price)	4.75%	None	None
Maximum Deferred Sales Charge (Load) (as a percentage of the lower of net asset value at purchase or redemption)	None	1.00%	None
Annual Fund Operating Expenses (expenses that you pay each year as a percentage of the value of your investment)	Class A	Class C	Class I
Management Fees	0.77%	0.77%	0.77%
Distribution and Service (12b-1) Fees	0.25%	1.00%	None
Other Expenses	0.24%	0.24%	0.24%
Total Annual Fund Operating Expenses	1.26%	2.01%	1.01%
Less Fee Waiver and/or Expense Reimbursement <sup>(1)</sup>	(0.08)%	(0.08)%	(0.08)%
Total Annual Fund Operating Expenses after Fee Waiver and/or Expense Reimbursement	1.18%	1.93%	0.93%

<sup>(1)</sup> Calvert Research and Management ("CRM") has agreed to reimburse the Fund's expenses to the extent that Total Annual Fund Operating Expenses exceed 1.18% for Class A shares, 1.93% for Class C shares and 0.93% for Class I shares. This expense reimbursement will continue through January 31, 2022. Any amendment to or termination of this reimbursement would require approval of the Board of Directors. The expense reimbursement relates to ordinary operating expenses only and does not include expenses such as: brokerage commissions, acquired fund fees and expenses of unaffiliated funds, borrowing costs (including costs of any acquired funds), taxes or litigation expenses. Amounts reimbursed may be recouped by CRM during the same fiscal year to the extent actual expenses are less than the contractual expense cap during such year.

**Example.** This Example is intended to help you compare the cost of investing in the Fund with the cost of investing in other mutual funds. The Example assumes that you invest \$10,000 in the Fund for the time periods indicated and then redeem all of your shares at the end of those periods. The Example also assumes that your investment has a 5% return each year, that the operating expenses remain the same and that any expense reimbursement arrangement remains in place for the contractual period. Although your actual costs may be higher or lower, based on these assumptions your costs would be:

	Expenses with Redemption				Expenses without Redemption			
	1 Year	3 Years	5 Years	10 Years	1 Year	3 Years	5 Years	10 Years
Class A shares	\$590	\$848	\$1,126	\$1,919	\$590	\$848	\$1,126	\$1,919
Class C shares	\$296	\$623	\$1,076	\$2,138	\$196	\$623	\$1,076	\$2,138
Class I shares	\$ 95	\$314	\$ 550	\$1,229	\$ 95	\$314	\$ 550	\$1,229

### Portfolio Turnover

The Fund pays transaction costs, such as commissions, when it buys and sells securities (or "turns over" the portfolio). A higher portfolio turnover rate may indicate higher transaction costs and may result in higher taxes when Fund shares are held in a taxable account. These costs, which are not reflected in Annual Fund Operating Expenses or in the Example, affect the Fund's performance. During the most recent fiscal year, the Fund's portfolio turnover rate was 70% of the average value of its portfolio.

## Principal Investment Strategies

The Fund normally invests at least 80% of its net assets, including borrowings for investment purposes, in common stocks of mid-capitalization companies (the “80% Policy”). The Fund defines mid-cap companies as those whose market capitalization falls within the range of the Russell Midcap<sup>®</sup> Index at the time of investment. As of December 31, 2020, the market capitalization of the Russell Midcap<sup>®</sup> Index ranged from \$623.7 million to \$59.7 billion with a weighted average market capitalization of \$20.3 billion. Market capitalizations of companies within the Russell Midcap<sup>®</sup> Index are subject to change. Although primarily investing in mid-cap U.S. companies, the Fund may also invest in small-cap companies. The Fund may invest in publicly-traded real estate investment trusts (“REITs”).

The Fund may also invest up to 25% of its net assets in foreign securities (including American Depositary Receipts (“ADRs”), which may be sponsored or unsponsored, and Global Depositary Receipts (“GDRs”)). The Fund may also lend its securities.

Investment decisions for the Fund are made primarily on the basis of fundamental research and consideration of the responsible investing criteria described below. The portfolio manager utilizes the information provided by, and the expertise of, the investment adviser’s research staff in making investment decisions. In selecting securities, the portfolio manager seeks companies that have sustainable earnings and cash flow, a strong and durable financial profile, secular and cyclical growth prospects, and the ability to maintain a competitive position within its industry. In addition, the portfolio manager employs a portfolio construction process that seeks to manage investment risk. This process includes the use of portfolio optimization tools (quantitative tools that help track the portfolio’s fundamental characteristics such as its volatility, valuation and growth rate relative to the benchmark) and risk management techniques to assist in portfolio construction and monitoring and maintaining issuer and industry diversification among portfolio holdings. The portfolio manager may sell a security when he believes it is fully valued, the fundamentals of a company deteriorate, or to pursue alternative investment options. A security will also be sold (in accordance with the investment adviser’s guidelines and at a time and in a manner that is determined to be in the best interests of shareholders) if the investment adviser determines that the issuer does not operate in a manner consistent with the Fund’s responsible investment criteria.

**Responsible Investing.** In selecting investments for the Fund, CRM is guided by The Calvert Principles for Responsible Investment, which provide a framework for considering environmental, social and governance (“ESG”) factors.

## Principal Risks

**Market Risk.** The value of investments held by the Fund may increase or decrease in response to economic, political, financial, public health crises (such as epidemics or pandemics) or other disruptive events (whether real, expected or perceived) in the U.S. and global markets. The frequency and magnitude of such changes in value cannot be predicted. Certain securities and other investments held by the Fund may experience increased volatility, illiquidity, or other potentially adverse effects in reaction to changing market conditions. Monetary and/or fiscal actions taken by U.S. or foreign governments to stimulate or stabilize the global economy may not be effective and could lead to high market volatility.

**Equity Securities Risk.** The value of equity securities and related instruments may decline in response to adverse changes in the economy or the economic outlook; deterioration in investor sentiment; interest rate, currency, and commodity price fluctuations; adverse geopolitical, social or environmental developments; issuer and sector-specific considerations; or other factors. Market conditions may affect certain types of stocks to a greater extent than other types of stocks. If the stock market declines in value, the value of the Fund’s equity securities will also likely decline. Although prices can rebound, there is no assurance that values will return to previous levels.

**Smaller and Mid-Sized Company Risk.** The stocks of smaller and mid-sized companies are generally subject to greater price fluctuations, limited liquidity, higher transaction costs and higher investment risk than the stocks of larger, more established companies. Such companies may have limited product lines, markets or financial resources, may be dependent on a limited management group, and may lack substantial capital reserves or an established performance record. There may be generally less publicly available information about such companies than for larger, more established companies. Stocks of these companies frequently have lower trading volumes making them more volatile and potentially more difficult to value.

**Foreign Investment Risk.** Foreign investments can be adversely affected by political, economic and market developments abroad, including the imposition of economic and other sanctions by the United States or another country. There may be less publicly available information about foreign issuers because they may not be subject to reporting practices, requirements or regulations comparable to those to which United States companies are subject. Foreign markets may be smaller, less liquid and more volatile than the major markets in the United States and, as a result, Fund share values may be more volatile. Trading in foreign markets typically involves higher expense than trading in the United States. The Fund may have difficulties enforcing its legal or contractual rights in a foreign country. Depositary receipts are subject to many of the risks associated with investing directly in foreign instruments.

**Currency Risk.** Exchange rates for currencies fluctuate daily. The value of foreign investments may be affected favorably or unfavorably by changes in currency exchange rates in relation to the U.S. dollar. Currency markets generally are not as regulated as securities markets and currency transactions are subject to settlement, custodial and other operational risks.

**Real Estate Risk.** Real estate investments are subject to risks associated with owning real estate, including declines in real estate values, increases in property taxes, fluctuations in interest rates, limited availability of mortgage financing, decreases in revenues from underlying real estate assets, declines in occupancy rates, changes in government regulations affecting zoning, land use, and rents, environmental liabilities, and risks related to the management skill and creditworthiness of the issuer. Companies in the real estate industry may also be subject to liabilities under environmental and hazardous waste laws, among others. REITs must satisfy specific requirements for favorable tax treatment and can involve unique risks in addition to the risks generally affecting the real estate industry. Changes in underlying real estate values may have an exaggerated effect to the extent that investments are concentrated in particular geographic regions or property types.

**Securities Lending Risk.** Securities lending involves a possible delay in recovery of the loaned securities or a possible loss of rights in the collateral if the borrower fails financially. The Fund could also lose money if the value of the collateral decreases.

**Liquidity Risk.** The Fund is exposed to liquidity risk when trading volume, lack of a market maker or trading partner, large position size, market conditions, or legal restrictions impair its ability to sell particular investments or to sell them at advantageous market prices. Consequently, the Fund may have to accept a lower price to sell an investment or continue to hold it or keep the position open, sell other investments to raise cash or abandon an investment opportunity, any of which could have a negative effect on the Fund's performance. These effects may be exacerbated during times of financial or political stress.

**Risks Associated with Active Management.** The success of the Fund's investment strategy depends on portfolio management's successful application of analytical skills and investment judgment. Active management involves subjective decisions. The portfolio manager also uses quantitative portfolio optimization and risk management techniques in making investment decisions for the Fund. There can be no assurance that these techniques will achieve the desired results.

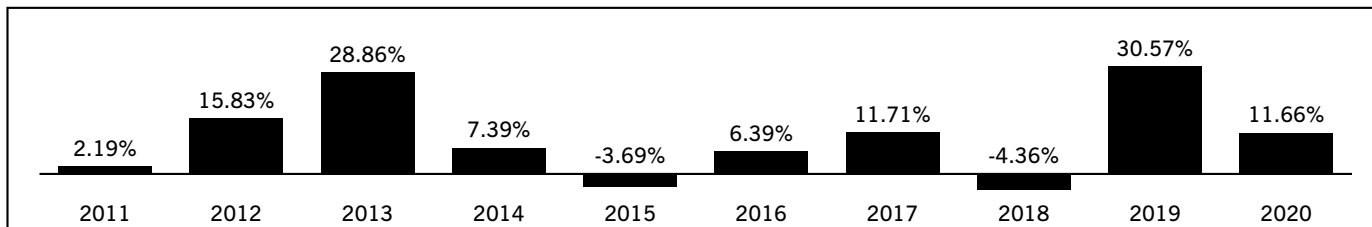
**Responsible Investing Risk.** Investing primarily in responsible investments carries the risk that, under certain market conditions, the Fund may underperform funds that do not utilize a responsible investment strategy. The application of responsible investment criteria may affect the Fund's exposure to certain sectors or types of investments, and may impact the Fund's relative investment performance depending on whether such sectors or investments are in or out of favor in the market. An investment's ESG performance or the investment adviser's assessment of such performance may change over time, which could cause the Fund to temporarily hold securities that do not comply with the Fund's responsible investment criteria. In evaluating an investment, the investment adviser is dependent upon information and data that may be incomplete, inaccurate or unavailable, which could adversely affect the analysis of the ESG factors relevant to a particular investment. Successful application of the Fund's responsible investment strategy will depend on the investment adviser's skill in properly identifying and analyzing material ESG issues.

**General Fund Investing Risks.** The Fund is not a complete investment program and there is no guarantee that the Fund will achieve its investment objective. It is possible to lose money by investing in the Fund. The Fund is designed to be a long-term investment vehicle and is not suited for short-term trading. Investors in the Fund should have a long-term investment perspective and be able to tolerate potentially sharp declines in value. Purchase and redemption activities by Fund shareholders may impact the management of the Fund and its ability to achieve its investment objective(s). In addition, the redemption by one or more large shareholders or groups of shareholders of their holdings in the Fund could have an adverse impact on the remaining shareholders in the Fund. The Fund relies on various service providers, including the investment adviser, in its operations and is susceptible to operational, information security and related events (such as public health crises, cyber or hacking attacks) that may affect the service providers or the services that they provide to the Fund. An investment in the Fund is not a deposit in a bank and is not insured or guaranteed by the Federal Deposit Insurance Corporation or any other government agency.

## Performance

The following bar chart and table provide some indication of the risks of investing in the Fund by showing changes in the Fund's performance from year to year and how the Fund's average annual returns over time compare with a broad-based securities market index. The returns in the bar chart are for Class A shares and do not reflect a sales charge. If the sales charge was reflected, the returns would be lower. Past performance (both before and after taxes) is not necessarily an indication of how the Fund will perform in the future.

CRM became the investment adviser to the Fund on December 31, 2016. Performance reflected prior to such date is that of the Fund's former investment adviser. The Fund's performance reflects the effects of expense reductions. Absent these reductions, performance would have been lower. Updated Fund performance information can be obtained by visiting [www.calvert.com](http://www.calvert.com).



For the ten years ended December 31, 2020, the highest quarterly total return for Class A was 17.62% for the quarter ended June 30, 2020 and the lowest quarterly return was -23.56% for the quarter ended March 31, 2020.

Average Annual Total Returns December 31, 2020	One Year	Five Years	Ten Years
Class A Return Before Taxes	6.35%	9.54%	9.55%
Class A Return After Taxes on Distributions	6.17%	8.26%	7.83%
Class A Return After Taxes on Distributions and Sale of Class A Shares	3.95%	7.39%	7.40%
Class C Return Before Taxes	9.85%	9.80%	9.23%
Class I Return Before Taxes	11.95%	10.99%	10.61%
Russell Midcap <sup>®</sup> Index (reflects no deduction for fees, expenses or taxes)	17.10%	13.38%	12.40%

These returns reflect the maximum sales charge for Class A (4.75%) and any applicable contingent deferred sales charge ("CDSC") for Class C. Investors cannot invest directly in an Index.

After-tax returns are calculated using the highest historical individual federal income tax rates and do not reflect the impact of state and local taxes. Actual after-tax returns depend on a shareholder's tax situation and the actual characterization of distributions, and may differ from those shown. After-tax returns are not relevant to shareholders who hold shares in tax-deferred accounts or to shares held by non-taxable entities. After-tax returns for other Classes of shares will vary from the after-tax returns presented for Class A shares. Return After Taxes on Distributions for a period may be the same as Return Before Taxes for that period because no taxable distributions were made during that period. Also, Return After Taxes on Distributions and Sale of Fund Shares for a period may be greater than or equal to Return Before Taxes and/or Return After Taxes on Distributions for the same period because of losses realized on the sale of Fund shares.

## Management

**Investment Adviser.** Calvert Research and Management ("CRM" or the "Adviser").

**Portfolio Manager.** The Fund is managed by Charles B. Gaffney, Vice President of CRM, who has managed the Fund since December 31, 2016.

## Purchase and Sale of Fund Shares

You may purchase, redeem or exchange Fund shares on any business day, which is any day the New York Stock Exchange is open for business. You may purchase, redeem or exchange Fund shares either through your financial intermediary or (except for purchases of Class C shares by accounts with no specified financial intermediary) directly from a Fund either by writing to the Fund, P.O. Box 219544, Kansas City, MO 64121-9544, or by calling 1-800-368-2745. The minimum initial purchase or exchange into a Fund is \$1,000 for Class A and Class C and \$250,000 for Class I (waived in certain circumstances). There is no minimum for subsequent investments.

**For important information about taxes and financial intermediary compensation, please turn to "Important Information Regarding Fund Shares" on page 21 of this Prospectus.**

## Calvert Small-Cap Fund

### Investment Objective

The Fund's investment objective is to seek to provide long-term capital appreciation through investment primarily in small-cap common stocks of U.S. companies.

### Fees and Expenses of the Fund

This table describes the fees and expenses that you may pay if you buy, hold and sell shares of the Fund. Investors may also pay commissions or other fees to their financial intermediary, which are not reflected below. You may qualify for sales charge discounts on purchases of Class A shares if you and your family invest, or agree to invest in the future, at least \$50,000 in Calvert mutual funds. Certain financial intermediaries also may offer variations in Fund sales charges to their customers as described in Appendix B – Financial Intermediary Sales Charge Variations in this Prospectus. More information about these and other discounts is available from your financial intermediary and under Sales Charges on page 43 of this Prospectus and page 22 of the Fund's Statement of Additional Information.

Shareholder Fees (fees paid directly from your investment)	Class A	Class C	Class I	Class R6
Maximum Sales Charge (Load) Imposed on Purchases (as a percentage of offering price)	4.75%	None	None	None
Maximum Deferred Sales Charge (Load) (as a percentage of the lower of net asset value at purchase or redemption)	None	1.00%	None	None
Annual Fund Operating Expenses (expenses that you pay each year as a percentage of the value of your investment)	Class A	Class C	Class I	Class R6
Management Fees	0.80%	0.80%	0.80%	0.80%
Distribution and Service (12b-1) Fees	0.25%	1.00%	None	None
Other Expenses	0.17%	0.17%	0.17%	0.11%
Total Annual Fund Operating Expenses	1.22%	1.97%	0.97%	0.91%
Less Fee Waiver and/or Expense Reimbursement <sup>(1)</sup>	(0.01)%	(0.01)%	(0.01)%	(0.01)%
Total Annual Fund Operating Expenses after Fee Waiver and/or Expense Reimbursement	1.21%	1.96%	0.96%	0.90%

<sup>(1)</sup> Calvert Research and Management ("CRM") has agreed to reimburse the Fund's expenses to the extent that Total Annual Fund Operating Expenses exceed 1.21% for Class A shares, 1.96% for Class C shares, 0.96% for Class I shares and 0.90% for Class R6 shares. This expense reimbursement will continue through January 31, 2022. Any amendment to or termination of this reimbursement would require approval of the Board of Directors. The expense reimbursement relates to ordinary operating expenses only and does not include expenses such as: brokerage commissions, acquired fund fees and expenses of unaffiliated funds, borrowing costs (including borrowing costs of any acquired funds), taxes or litigation expenses. Amounts reimbursed may be recouped by CRM during the same fiscal year to the extent actual expenses are less than the contractual expense cap during such year.

**Example.** This Example is intended to help you compare the cost of investing in the Fund with the cost of investing in other mutual funds. The Example assumes that you invest \$10,000 in the Fund for the time periods indicated and then redeem all of your shares at the end of those periods. The Example also assumes that your investment has a 5% return each year, that the operating expenses remain the same and that any expense reimbursement arrangement remains in place for the contractual period. Although your actual costs may be higher or lower, based on these assumptions your costs would be:

	Expenses with Redemption				Expenses without Redemption			
	1 Year	3 Years	5 Years	10 Years	1 Year	3 Years	5 Years	10 Years
Class A shares	\$592	\$843	\$1,113	\$1,881	\$592	\$843	\$1,113	\$1,881
Class C shares	\$299	\$617	\$1,061	\$2,101	\$199	\$617	\$1,061	\$2,101
Class I shares	\$ 98	\$308	\$ 535	\$1,189	\$ 98	\$308	\$ 535	\$1,189
Class R6 shares	\$ 92	\$289	\$ 503	\$1,119	\$ 92	\$289	\$ 503	\$1,119

### Portfolio Turnover

The Fund pays transaction costs, such as commissions, when it buys and sells securities (or "turns over" the portfolio). A higher portfolio turnover rate may indicate higher transaction costs and may result in higher taxes when Fund shares are held in a taxable account. These costs, which are not reflected in Annual Fund Operating Expenses or in the Example, affect the Fund's performance. During the most recent fiscal year, the Fund's portfolio turnover rate was 44% of the average value of its portfolio.

## Principal Investment Strategies

The Fund normally invests at least 80% of its net assets, including borrowings for investment purposes, in common stocks of small companies (the “80% Policy”). The Fund defines small companies as those whose market capitalization falls within the range of the Russell 2000<sup>®</sup> Index at the time of investment. As of December 31, 2020, the market capitalization of the Russell 2000<sup>®</sup> Index companies ranged from \$43.0 million to \$13.4 billion with a weighted average market capitalization of \$3.2 billion. Market capitalizations of companies within the Russell 2000<sup>®</sup> Index are subject to change.

The Fund may also invest up to 25% of its net assets in foreign securities (including American Depositary Receipts (“ADRs”), which may be sponsored or unsponsored, and Global Depositary Receipts (“GDRs”)). The Fund may also invest in publicly-traded real estate investment trusts (“REITs”) and may also lend its securities.

The Fund seeks long-term capital appreciation through a mix of smaller company stocks that meet the Fund’s investment criteria. Investment decisions for the Fund are made primarily on the basis of fundamental research, including consideration of the responsible investing criteria described below. The portfolio managers look for companies that, in their opinion, are high in quality or improving in quality. The portfolio managers take a long-term perspective when selecting companies and the quality focus typically leads to companies benefitting from structural growth or structural change. Sought after company characteristics may include: a business model with identifiable competitive advantage(s)/barrier(s) to entry, a scalable market opportunity, a solid balance sheet, and a strong management team with a history of good capital allocation. Such companies typically exhibit high or improving returns on capital, strong free-cash-flow generation, and positive or inflecting earnings. The portfolio managers also employ a disciplined valuation framework in pursuit of attractive risk adjusted returns. The portfolio managers seek to manage investment risk by maintaining broad issuer and industry diversification among the Fund’s holdings, and by utilizing fundamental analysis of risk/return characteristics in securities selection. Securities may be sold if, in the opinion of the portfolio managers, the price moves above a fair level of valuation, the company’s fundamentals deteriorate, or to pursue more attractive investment opportunities. A security will also be sold (in accordance with the investment adviser’s guidelines and at a time and in a manner that is determined to be in the best interests of shareholders) if the investment adviser determines that the issuer does not operate in a manner consistent with the Fund’s responsible investment criteria.

**Responsible Investing.** In selecting investments for the Fund, CRM is guided by The Calvert Principles for Responsible Investment, which provide a framework for considering environmental, social and governance (“ESG”) factors.

## Principal Risks

**Market Risk.** The value of investments held by the Fund may increase or decrease in response to economic, political, financial, public health crises (such as epidemics or pandemics) or other disruptive events (whether real, expected or perceived) in the U.S. and global markets. The frequency and magnitude of such changes in value cannot be predicted. Certain securities and other investments held by the Fund may experience increased volatility, illiquidity, or other potentially adverse effects in reaction to changing market conditions. Monetary and/or fiscal actions taken by U.S. or foreign governments to stimulate or stabilize the global economy may not be effective and could lead to high market volatility.

**Equity Securities Risk.** The value of equity securities and related instruments may decline in response to adverse changes in the economy or the economic outlook; deterioration in investor sentiment; interest rate, currency, and commodity price fluctuations; adverse geopolitical, social or environmental developments; issuer and sector-specific considerations; or other factors. Market conditions may affect certain types of stocks to a greater extent than other types of stocks. If the stock market declines in value, the value of the Fund’s equity securities will also likely decline. Although prices can rebound, there is no assurance that values will return to previous levels.

**Smaller Company Risk.** The stocks of smaller, less seasoned companies are generally subject to greater price fluctuations, limited liquidity, higher transaction costs and higher investment risk than the stocks of larger, more established companies. Such companies may have limited product lines, markets or financial resources, may be dependent on a limited management group, and may lack substantial capital reserves or an established performance record. There may be generally less publicly available information about such companies than for larger, more established companies. Stocks of these companies frequently have lower trading volumes making them more volatile and potentially more difficult to value.

**Foreign Investment Risk.** Foreign investments can be adversely affected by political, economic and market developments abroad, including the imposition of economic and other sanctions by the United States or another country. There may be less publicly available information about foreign issuers because they may not be subject to reporting practices, requirements or regulations comparable to those to which United States companies are subject. Foreign markets may be smaller, less liquid and more volatile than the major markets in the United States and, as a result, Fund share values may be more volatile. Trading in foreign markets typically involves higher expense than trading in the United States. The Fund may have difficulties enforcing its legal or contractual rights in a foreign country. Depositary receipts are subject to many of the risks associated with investing directly in foreign instruments.

**Currency Risk.** Exchange rates for currencies fluctuate daily. The value of foreign investments may be affected favorably or unfavorably by changes in currency exchange rates in relation to the U.S. dollar. Currency markets generally are not as regulated as securities markets and currency transactions are subject to settlement, custodial and other operational risks.

**Real Estate Risk.** Real estate investments are subject to risks associated with owning real estate, including declines in real estate values, increases in property taxes, fluctuations in interest rates, limited availability of mortgage financing, decreases in revenues from underlying real estate assets, declines in occupancy rates, changes in government regulations affecting zoning, land use, and rents, environmental liabilities, and risks related to the management skill and creditworthiness of the issuer. Companies in the real estate industry may also be subject to liabilities under environmental and hazardous waste laws, among others. REITs must satisfy specific requirements for favorable tax treatment and can involve unique risks in addition to the risks generally affecting the real estate industry. Changes in underlying real estate values may have an exaggerated effect to the extent that investments are concentrated in particular geographic regions or property types.

**Securities Lending Risk.** Securities lending involves a possible delay in recovery of the loaned securities or a possible loss of rights in the collateral if the borrower fails financially. The Fund could also lose money if the value of the collateral decreases.

**Liquidity Risk.** The Fund is exposed to liquidity risk when trading volume, lack of a market maker or trading partner, large position size, market conditions, or legal restrictions impair its ability to sell particular investments or to sell them at advantageous market prices. Consequently, the Fund may have to accept a lower price to sell an investment or continue to hold it or keep the position open, sell other investments to raise cash or abandon an investment opportunity, any of which could have a negative effect on the Fund's performance. These effects may be exacerbated during times of financial or political stress.

**Risks Associated with Active Management.** The success of the Fund's investment strategy depends on portfolio management's successful application of analytical skills and investment judgment. Active management involves subjective decisions.

**Responsible Investing Risk.** Investing primarily in responsible investments carries the risk that, under certain market conditions, the Fund may underperform funds that do not utilize a responsible investment strategy. The application of responsible investment criteria may affect the Fund's exposure to certain sectors or types of investments, and may impact the Fund's relative investment performance depending on whether such sectors or investments are in or out of favor in the market. An investment's ESG performance or the investment adviser's assessment of such performance may change over time, which could cause the Fund to temporarily hold securities that do not comply with the Fund's responsible investment criteria. In evaluating an investment, the investment adviser is dependent upon information and data that may be incomplete, inaccurate or unavailable, which could adversely affect the analysis of the ESG factors relevant to a particular investment. Successful application of the Fund's responsible investment strategy will depend on the investment adviser's skill in properly identifying and analyzing material ESG issues.

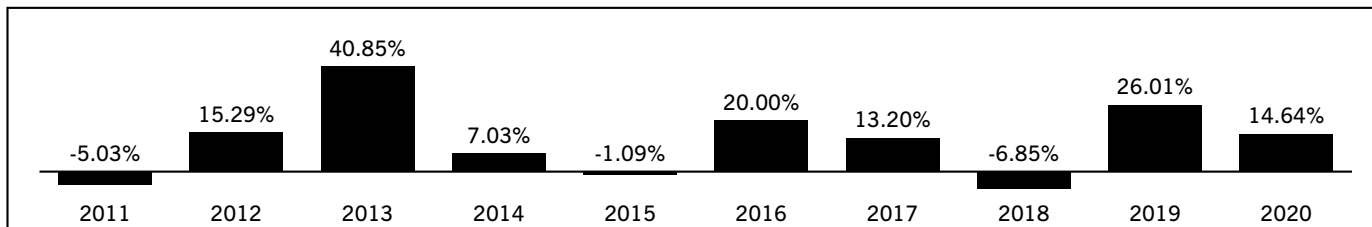
**General Fund Investing Risks.** The Fund is not a complete investment program and there is no guarantee that the Fund will achieve its investment objective. It is possible to lose money by investing in the Fund. The Fund is designed to be a long-term investment vehicle and is not suited for short-term trading. Investors in the Fund should have a long-term investment perspective and be able to tolerate potentially sharp declines in value. Purchase and redemption activities by Fund shareholders may impact the management of the Fund and its ability to achieve its investment objective(s). In addition, the redemption by one or more large shareholders or groups of shareholders of their holdings in the Fund could have an adverse impact on the remaining shareholders in the Fund. The Fund relies on various service providers, including the investment adviser, in its operations and is susceptible to operational, information security and related events (such as public health crises, cyber or hacking attacks) that may affect the service providers or the services that they provide to the Fund. An investment in the Fund is not a deposit in a bank and is not insured or guaranteed by the Federal Deposit Insurance Corporation or any other government agency.

## Performance

The following bar chart and table provide some indication of the risks of investing in the Fund by showing changes in the Fund's performance from year to year and how the Fund's average annual returns over time compare with a broad-based securities market index. The returns in the bar chart are for Class A shares and do not reflect a sales charge. If the sales charge was reflected, the returns would be lower. Past performance (both before and after taxes) is not necessarily an indication of how the Fund will perform in the future.

CRM became the investment adviser to the Fund on December 31, 2016. Performance reflected prior to such date is that of the Fund's former investment adviser. The Fund's performance reflects the effects of expense reductions. Absent these reductions, performance would have been lower. Updated Fund performance information can be obtained by visiting [www.calvert.com](http://www.calvert.com).





For the ten years ended December 31, 2020, the highest quarterly total return for Class A was 24.27% for the quarter ended December 31, 2020 and the lowest quarterly return was -23.89% for the quarter ended March 31, 2020.

Average Annual Total Returns as of December 31, 2020	One Year	Five Years	Ten Years
Class A Return Before Taxes	9.22%	11.71%	11.00%
Class A Return After Taxes on Distributions	9.22%	10.38%	9.44%
Class A Return After taxes on Distributions and Sale of Class A Shares	5.46%	9.13%	8.69%
Class C Return Before Taxes	12.81%	11.96%	10.66%
Class I Return Before Taxes	14.95%	13.19%	12.11%
Class R6 Return Before Taxes	15.02%	13.22%	12.12%
Russell 2000 <sup>®</sup> Index (reflects no deduction for fees, expenses or taxes)	19.96%	13.24%	11.19%

These returns reflect the maximum sales charge for Class A (4.75%) and any applicable contingent deferred sales charge (“CDSC”) for Class C. The Class R6 performance shown above for the period prior to February 1, 2019 (commencement of operations) is the performance of Class I shares at net asset value without adjustment for any differences in the expenses of the two classes. If adjusted for such differences, returns would be different. Investors cannot invest directly in an Index.

After-tax returns are calculated using the highest historical individual federal income tax rates and do not reflect the impact of state and local taxes. Actual after-tax returns depend on a shareholder’s tax situation and the actual characterization of distributions, and may differ from those shown. After-tax returns are not relevant to shareholders who hold shares in tax-deferred accounts or to shares held by non-taxable entities. After-tax returns for other Classes of shares will vary from the after-tax returns presented for Class A shares. Return After Taxes on Distributions for a period may be the same as Return Before Taxes for that period because no taxable distributions were made during that period. Also, Return After Taxes on Distributions and Sale of Fund Shares for a period may be greater than or equal to Return Before Taxes and/or Return After Taxes on Distributions for the same period because of losses realized on the sale of Fund shares.

## Management

**Investment Adviser.** Calvert Research and Management (“CRM” or the “Adviser”).

### Portfolio Managers

Michael D. McLean, Vice President of CRM, has managed the Fund since December 31, 2016.

J. Griffith Noble, Vice President of CRM, has managed the Fund since December 31, 2016.

### Purchase and Sale of Fund Shares

You may purchase, redeem or exchange Fund shares on any business day, which is any day the New York Stock Exchange is open for business. You may purchase, redeem or exchange Fund shares either through your financial intermediary or (except for purchases of Class C shares by accounts with no specified financial intermediary) directly from a Fund either by writing to the Fund, P.O. Box 219544, Kansas City, MO 64121-9544, or by calling 1-800-368-2745. The minimum initial purchase or exchange into a Fund is \$1,000 for Class A and Class C, \$250,000 for Class I and \$1,000,000 for Class R6 (waived in certain circumstances). There is no minimum for subsequent investments.

**For important information about taxes and financial intermediary compensation, please turn to “Important Information Regarding Fund Shares” on page 21 of this Prospectus.**

## Important Information Regarding Fund Shares

### Tax Information

If your shares are held in a taxable account, each Fund's distributions will be taxed to you as ordinary income and/or capital gains, unless you are exempt from taxation. If your shares are held in a tax-advantaged account, you will generally be taxed only upon withdrawals from the account.

### Payments to Broker-Dealers and Other Financial Intermediaries

If you purchase a Fund's shares through a broker-dealer or other financial intermediary (such as a bank) (collectively, "financial intermediaries"), the Fund, its principal underwriter and its affiliates may pay the financial intermediary for the sale of Fund shares and related services. These payments may create a conflict of interest by influencing the financial intermediary and your salesperson to recommend a Fund over another investment. Ask your salesperson or visit your financial intermediary's website for more information.

## Investment Objective & Principal Policies and Risks

The investment objective and principal investment policies and risks of each Fund are described in its Fund Summary. Set forth below is additional information about such policies and risks, as well as information about other types of investments and practices in which each Fund may engage from time to time, unless otherwise noted. References to the Fund below are to each Fund. See also “Strategies and Risks” in the Statement of Additional Information (“SAI”).

**Definitions.** As used herein, the following terms have the indicated meaning: “1940 Act” means the Investment Company Act of 1940, as amended; “1933 Act” means the Securities Act of 1933, as amended; “Code” means the Internal Revenue Code of 1986, as amended; “ERISA” means the Employee Retirement Income Security Act of 1974, as amended; and “investment adviser” means the Fund’s investment adviser but if the Fund is sub-advised, it refers to the sub-adviser(s) providing day-to-day management with respect to the investments or strategies discussed.

**Equity Securities.** Equity securities include: common stocks; preferred stocks, including convertible and contingent convertible preferred stocks; equity interests in trusts, partnerships, joint ventures and other unincorporated entities or enterprises; depositary receipts, rights and warrants in underlying equity interests; and other securities that are treated as equity for U.S. federal income tax purposes. The Fund cannot predict the income it might receive from equity securities because issuers generally have discretion as to the payment of any dividends or distributions.

The value of equity securities and related instruments may decline in response to adverse changes in the economy or the economic outlook; deterioration in investor sentiment; interest rate, currency, and commodity price fluctuations; adverse geopolitical, social or environmental developments; issuer- and sector-specific considerations; and other factors. Market conditions may affect certain types of stocks to a greater extent than other types of stocks. If the stock market declines, the value of Fund shares will also likely decline. Although stock prices can rebound, there is no assurance that values will return to previous levels.

**Foreign Investments.** Investments in foreign issuers could be affected by factors not present in the United States, including expropriation, armed conflict, confiscatory taxation, lack of uniform accounting and auditing standards, less publicly available financial and other information, and potential difficulties in enforcing contractual obligations. Because foreign issuers may not be subject to uniform accounting, auditing and financial reporting standard practices and requirements and regulatory measures comparable to those in the United States, there may be less publicly available information about such foreign issuers. Settlements of securities transactions in foreign countries are subject to risk of loss, may be delayed and are generally less frequent than in the United States, which could affect the liquidity of the Fund’s assets. Evidence of ownership of certain foreign investments may be held outside the United States, and the Fund may be subject to the risks associated with the holding of such property overseas.

Foreign issuers may become subject to sanctions imposed by the United States or another country, which could result in the immediate freeze of the foreign issuers’ assets or securities. The imposition of such sanctions could impair the market value of the securities of such foreign issuers and limit the Fund’s ability to buy, sell, receive or deliver the securities. Trading in certain foreign markets is also subject to liquidity risk.

Political events in foreign countries may cause market disruptions. In June 2016, the United Kingdom (“UK”) voted in a referendum to leave the European Union (“EU”) (“Brexit”). Effective January 31, 2020, the UK ceased to be a member of the EU and, following a transition period during which the EU and the UK Government engaged in a series of negotiations regarding the terms of the UK’s future relationship with the EU, the EU and the UK Government signed an agreement on December 30, 2020 regarding the economic relationship between the UK and the EU. This agreement became effective on a provisional basis on January 1, 2021. There remains significant market uncertainty regarding Brexit’s ramifications, and the range and potential implications of the possible political, regulatory, economic, and market outcomes in the UK, EU and beyond are difficult to predict. The end of the Brexit transition period may cause greater market volatility and illiquidity, currency fluctuations, deterioration in economic activity, a decrease in business confidence, and an increased likelihood of a recession in the UK. If one or more additional countries leave the EU or the EU dissolves, the world’s securities markets likely will be significantly disrupted.

As an alternative to holding foreign-traded investments, the Fund may invest in U.S. dollar-denominated investments of foreign companies that trade on U.S. exchanges or in the U.S. over-the-counter market including depositary receipts, such as American Depositary Receipts (“ADRs”) and Global Depositary Receipts (“GDRs”), which evidence ownership of shares of a foreign issuer and are alternatives to directly purchasing the underlying foreign securities in their national markets and currencies. However, they continue to be subject to many of the risks associated with investing directly in foreign securities. These risks include the political and economic risks of the underlying issuer’s country, as well as in the case of depositary receipts traded on foreign markets, currency risk. Depositary receipts may be sponsored or unsponsored. Unsponsored depositary receipts are established without the participation of the issuer. As a result, available information concerning the issuer of an unsponsored depositary receipt may not be as current as for sponsored depositary receipts, and the prices of unsponsored depositary receipts may be more volatile than if such instruments were sponsored by the issuer. Unsponsored depositary receipts may involve higher expenses, may not pass through voting or other shareholder rights and may be less liquid. Unless otherwise stated in Fund Summaries, such investments are not subject to any stated limitation on investing in foreign securities.

**Emerging Markets Investments.** The risks of foreign investments can be more significant in emerging markets. Emerging markets may offer higher potential for gains and losses than investments in the developed markets of the world. Political and economic structures in emerging market countries generally lack the social, political and economic stability of developed countries, which may affect the value of the Fund's investments in these countries and also the ability of the Fund to access markets in such countries. Securities markets within emerging market countries may experience low or non-existent trading volume, resulting in a lack of liquidity and increased volatility in prices for such securities, as compared to securities of comparable issuers in more developed capital markets. Governmental actions can have a significant effect on the economic conditions in emerging market countries, which also may adversely affect the value and liquidity of the Fund's investments. In particular, trade disputes may result in governmental actions that could have an adverse effect on investments in emerging market countries, including but not limited to restrictions on investments in, or required divestment of, particular issuers or industries. There may be less publicly available information about issuers in emerging markets than would be available about issuers in more developed capital markets, and such issuers may not be subject to accounting, auditing and financial reporting standards and requirements comparable to those to which U.S. companies are subject. The laws of emerging market countries relating to the limited liability of corporate shareholders, fiduciary duties of officers and directors, and bankruptcy of state enterprises are generally less developed than or different from such laws in the United States. It may be more difficult to make a claim or obtain a judgment in the courts of these countries than it is in the United States. The possibility of fraud, negligence, undue influence being exerted by an issuer or refusal to recognize ownership exists in some emerging markets. The prices at which investments may be acquired may be affected by trading by persons with information that is not publicly available and by securities transactions by brokers in anticipation of transactions in particular securities. Disruptions due to work stoppages and trading improprieties in foreign securities markets have caused such markets to close. If extended closings were to occur in stock markets where the Fund is heavily invested, the Fund's ability to redeem Fund shares could become impaired. In such circumstances, the Fund may have to sell more liquid securities than it would otherwise choose to sell. Emerging market securities are also subject to speculative trading, which contributes to their volatility.

**Foreign Currencies.** The value of foreign assets and currencies as measured in U.S. dollars may be affected favorably or unfavorably by changes in foreign currency rates and exchange control regulations, application of foreign tax laws (including withholding tax), governmental administration of economic or monetary policies (in this country or abroad), and relations between nations and trading. Foreign currencies also are subject to settlement, custodial and other operational risks. Currency exchange rates can be affected unpredictably by intervention, or the failure to intervene, by U.S. or foreign governments or central banks or by currency controls or political developments in the United States or abroad. If the U.S. dollar rises in value relative to a foreign currency, a security denominated in that foreign currency will be worth less in U.S. dollars. If the U.S. dollar decreases in value relative to a foreign currency, a security denominated in that foreign currency will be worth more in U.S. dollars. A devaluation of a currency by a country's government or banking authority will have a significant impact on the value of any investments denominated in that currency. Costs are incurred in connection with conversions between currencies.

The Fund may engage in spot transactions and forward foreign currency exchange contracts, purchase and sell options on currencies and purchase and sell currency futures contracts and related options thereon (collectively, "Currency Instruments") to seek to hedge against the decline in the value of currencies in which its portfolio holdings are denominated against the U.S. dollar.

**Derivatives.** Generally, derivatives can be characterized as financial instruments whose performance is derived at least in part from the performance of an underlying reference instrument. Derivative instruments may be acquired in the United States or abroad consistent with the Fund's investment strategy and may include the various types of exchange-traded and over-the-counter ("OTC") instruments described herein and other instruments with substantially similar characteristics and risks. Fund obligations created pursuant to derivative instruments may give rise to leverage, which would subject the Fund to the requirements described under "Asset Coverage" in the Fund's SAI. The Fund may invest in a derivative transaction if it is permitted to own, invest in, or otherwise have economic exposure to the reference instrument. Depending on the type of derivative instrument and the Fund's investment strategy, a reference instrument could be a security, instrument, index, currency, commodity, economic indicator or event ("reference instruments"). The Fund may engage in derivative transactions to hedge against fluctuations in securities prices, or currency exchange rates, or to manage cash positions consistent with the Fund's investment strategy. The Balanced Fund may also use futures contracts to help manage duration and to seek to hedge interest rates, as a substitute for direct investment in a particular asset class, to facilitate the periodic rebalancing of the Fund's portfolio and to make tactical asset allocations. The Fund may trade in the specific type(s) and/or combinations of derivative transactions listed below.

Derivative instruments are subject to a number of risks, including adverse or unexpected movements in the price of the reference instrument, and counterparty, liquidity, market, tax and leverage risks. Certain derivatives may also be subject to credit risk and interest rate risk. In addition, derivatives also involve the risk that changes in their value may not correlate perfectly with the assets, rates, indices or instruments they are designed to hedge or closely track. Use of derivative instruments may cause the realization of higher amounts of short-term capital gains (generally taxed at ordinary income tax rates) than if such instruments had not been used. Success in using derivative instruments to hedge portfolio assets depends on the degree of price correlation between the derivative

instruments and the hedged asset. Imperfect correlation may be caused by several factors, including temporary price disparities among the trading markets for the derivative instrument, the reference instrument and the Fund's assets. To the extent that a derivative instrument is intended to hedge against an event that does not occur, the Fund may realize losses.

OTC derivative instruments involve an additional risk in that the issuer or counterparty may fail to perform its contractual obligations. Some derivative instruments are not readily marketable or may become illiquid under adverse market conditions. In addition, during periods of market volatility, an option or commodity exchange or swap execution facility or clearinghouse may suspend or limit trading in an exchange-traded derivative instrument, which may make the contract temporarily illiquid and difficult to price. Commodity exchanges may also establish daily limits on the amount that the price of a futures contract or futures option can vary from the previous day's settlement price. Once the daily limit is reached, no trades may be made that day at a price beyond the limit. This may prevent the closing out of positions to limit losses. The ability to terminate OTC derivative instruments may depend on the cooperation of the counterparties to such contracts. For thinly traded derivative instruments, the only source of price quotations may be the selling dealer or counterparty. In addition, certain provisions of the Code limit the use of derivative instruments. Derivatives permit the Fund to increase or decrease the level of risk, or change the character of the risk, to which its portfolio is exposed in much the same way as the Fund can increase or decrease the level of risk, or change the character of the risk, of its portfolio by making investments in specific securities. There can be no assurance that the use of derivative instruments will benefit the Fund.

The U.S. and non-U.S. derivatives markets have undergone substantial changes in recent years as a result of changes under the Dodd-Frank Wall Street Reform and Consumer Protection Act (the "Dodd-Frank Act") in the United States and regulatory changes in Europe, Asia and other non-U.S. jurisdictions. In particular, the Dodd-Frank Act and related regulations require many derivatives to be cleared and traded on an exchange, expand entity registration requirements, impose business conduct requirements on counterparties, and impose other regulatory requirements that will continue to change derivatives markets as regulations are implemented. As of October 28, 2020, the SEC has adopted new regulations that may significantly alter a Fund's regulatory obligations with regard to its derivatives usage. In particular, the new regulations will, upon implementation, eliminate the current asset segregation framework for covering derivatives and certain other financial instruments, impose new responsibilities on the Board and establish new reporting and recordkeeping requirements for a Fund and may, depending on the extent to which a Fund uses derivatives, impose value at risk limitations on a Fund's use of derivatives, and require the Fund's Board to adopt a derivative risk management program. The implementation of these requirements may limit the ability of a Fund to use derivative instruments as part of its investment strategy, increase the costs of using these instruments or make them less effective. Additional future regulation of the derivatives markets may make the use of derivatives more costly, may limit the availability or reduce the liquidity of derivatives, and may impose limits or restrictions on the counterparties with which the Fund engages in derivative transactions. Fund management cannot predict the effects of any new governmental regulation that may be implemented, and there can be no assurance that any new government regulation will not adversely affect the Fund's performance or ability to achieve its investment objectives.

**Options.** Options may be traded on an exchange and OTC. By buying a put option on a particular instrument, the Fund acquires a right to sell the underlying instrument at the exercise price. By buying a put option on an index, the Fund acquires a right to receive the cash difference between the strike price of the option and the index price at expiration. A purchased put position also typically can be sold at any time by selling at prevailing market prices. Purchased put options generally are expected to limit the Fund's risk of loss through a decline in the market value of the underlying security or index until the put option expires. When buying a put option, the Fund pays a premium to the seller of the option. If the price of the underlying security or index is above the exercise price of the option as of the option valuation date, the option expires worthless and the Fund will not be able to recover the option premium paid to the seller.

The Fund may also write (i.e., sell) put options. The Fund will receive a premium for selling a put option, which may increase the Fund's return. In selling a put option on a security, the Fund has the obligation to buy the security at an agreed upon price if the price of such instrument decreases below the exercise price. By selling a put option on an index, the Fund has an obligation to make a payment to the buyer to the extent that the value of the index decreases below the exercise price as of the option valuation date. If the value of the underlying security or index on the option's expiration date is above the exercise price, the option will generally expire worthless and the Fund, as option seller, will have no obligation to the option holder.

The Fund may purchase call options. By purchasing a call option on a security, the Fund has the right to buy the security at the option's exercise price. By buying a call option on an index, the Fund acquires the right to receive the cash difference between the market price of the index and strike price at expiration. Call options typically can be exercised any time prior to option maturity or, sold at the prevailing market price.

The Fund may also write (i.e., sell) a call option on a security or index in return for a premium. A call written on a security obligates the Fund to deliver the underlying security at the option exercise price. Written index call options obligate the Fund to make a cash payment to the buyer at expiration if the market price of the index is above the option strike price. Calls typically can also be bought back by the Fund at prevailing market prices and the Fund also may enter into closing purchase transactions with respect to written call options. The Fund may write call options on securities that it owns (so-called covered calls).

The Fund's options positions are marked to market daily. The value of options is affected by changes in the value and dividend rates of their underlying instruments, changes in interest rates, changes in the actual or perceived volatility of the relevant index or market and the remaining time to the options' expiration, as well as trading conditions in the options market. The hours of trading for options may not conform to the hours during which the underlying instruments are traded. To the extent that the options markets close before markets for the underlying instruments, significant price and rate movements can take place in the markets that would not be reflected concurrently in the options markets.

The Fund's ability to sell the instrument underlying a call option may be limited while the option is in effect unless the Fund enters into a closing purchase transaction. As the seller of a covered call option or an index call option, the Fund may forego, during the option's life, the opportunity to profit from increases in the market value of the underlying instrument covering the call option above the sum of the premium received by the Fund and the exercise price of the call. The Fund also retains the risk of loss, minus the option premium received, should the price of the underlying instrument decline.

Participants in OTC markets are typically not subject to the same credit evaluation and regulatory oversight as are members of "exchange-based" markets. OTC option contracts generally carry greater liquidity risk than exchange-traded contracts. This risk may be increased in times of financial stress, if the trading market for OTC options becomes restricted. The ability of the Fund to transact business with any one or a number of counterparties may increase the potential for losses to the Fund, due to the lack of any independent evaluation of the counterparties or their financial capabilities, and the absence of a regulated market to facilitate settlement of the options.

**Futures Contracts.** Futures are standardized, exchange-traded contracts. Futures contracts on securities obligate a purchaser to take delivery, and a seller to make delivery, of a specific amount of the financial instrument called for in the contract at a specified future date at a specified price. An index futures contract obligates the purchaser to take, and a seller to deliver, an amount of cash equal to a specific dollar amount times the difference between the value of a specific index at the close of the last trading day of the contract and the price at which the agreement is made. No physical delivery of the underlying securities in the index is made. It is the practice of holders of futures contracts to close out their positions on or before the expiration date by use of offsetting contract positions, and physical delivery of financial instruments or delivery of cash, as applicable, is thereby avoided. An option on a futures contract gives the holder the right to enter into a specified futures contract.

**Forward Foreign Currency Exchange Contracts.** A forward foreign currency exchange contract ("currency forward") involves an obligation to purchase or sell a specific currency at a future date, which may be any fixed number of days from the date of the contract agreed upon by the parties, at a price set at the time of the contract. These contracts may be bought or sold to protect against an adverse change in the relationship between currencies or to increase exposure to a particular foreign currency.

Certain currency forwards may be individually negotiated and privately traded, exposing them to credit and counterparty risks. The precise matching of the currency forward amounts and the value of the instruments denominated in the corresponding currencies will not generally be possible. In addition, it may not be possible to hedge against long-term currency changes. Currency forwards are subject to the risk of political and economic factors applicable to the countries issuing the underlying currencies. Furthermore, unlike trading in most other types of instruments, there is no systematic reporting of last sale information with respect to the foreign currencies underlying currency forwards. As a result, available information may not be complete.

**Equity Swaps.** Equity swaps involve the exchange by the Fund with another party of their respective returns as calculated on a notional amount of an equity index (such as the S&P 500<sup>®</sup> Index), basket of equity securities, or individual equity security.

**Repurchase Agreements.** A repurchase agreement is the purchase by the Fund of securities from a counterparty in exchange for cash that is coupled with an agreement to resell those securities to the counterparty at a specified date and price. Repurchase agreements maturing in more than seven days that the investment adviser believes may not be terminated within seven days at approximately the amount at which the Fund has valued the agreements are considered illiquid securities. When a repurchase agreement is entered into, the Fund typically receives securities with a value that equals or exceeds the repurchase price, including any accrued interest earned on the agreement. The value of such securities will be marked to market daily, and cash or additional securities will be exchanged between the parties as needed. Except in the case of a repurchase agreement entered into to settle a short sale, the value of the securities delivered to the Fund will be at least equal to the repurchase price during the term of the repurchase agreement. The terms of a repurchase agreement entered into to settle a short sale may provide that the cash purchase price paid by the Fund is more than the value of purchased securities that effectively collateralize the repurchase price payable by the counterparty. Since in such a transaction the Fund normally will have used the purchased securities to settle the short sale, the Fund will segregate liquid assets equal to the marked to market value of the purchased securities that it is obligated to return to the counterparty under the repurchase agreement.

In the event of the insolvency of the counterparty to a repurchase agreement, recovery of the repurchase price owed to the Fund may be delayed. In a repurchase agreement, such an insolvency may result in a loss to the extent that the value of the purchased securities decreases during the delay or that value has otherwise not been maintained at an amount equal to the repurchase price. Repurchase agreements may create leverage in the Fund.

**Pooled Investment Vehicles.** The Fund may invest in pooled investment vehicles, which include investment companies (mutual funds and exchange-traded funds (“ETFs”)) and limited partnerships (see “About Responsible Investing - Investment Selection Process”). Pooled investment vehicles are subject to the risks of investing in the underlying securities or other instruments that they own. The market for ETFs, which are generally traded on an exchange and may be traded at a premium or discount to net asset value, is affected by the demand for those securities, regardless of the value of such fund’s underlying securities. Additionally, natural or environmental disasters, widespread disease or other public health issues, war, acts of terrorism or other events could result in increased premiums or discounts to such fund’s net asset value. The Fund will indirectly bear its proportionate share of any management fees and other operating expenses paid by unaffiliated and certain affiliated pooled investment vehicles in which it invests. If such fees exceed 0.01%, the costs associated with such investments will be reflected under Acquired Fund Fees and Expenses in the Fund’s Annual Fund Operating Expenses table(s) in its Fund Summary. Requirements of the 1940 Act may limit the Fund’s ability to invest in other investment companies, including ETFs, unless the investment company has received an exemptive order from the SEC on which the Fund may rely. Investments in a pooled investment vehicle will be included in satisfying a Fund’s 80% Policy if the vehicle invests at least 80% of its net assets in the type of securities included in the Fund’s 80% Policy.

**Real Estate Investments.** Companies primarily engaged in the real estate industry and other real estate-related investments may include publicly traded real estate investment trusts (“REITs”) or real estate operating companies that either own properties or make construction or mortgage loans, real estate developers, companies with substantial real estate holdings and other companies whose products and services are related to the real estate industry, such as lodging operators, brokers, property management companies, building supply manufacturers, mortgage lenders, or mortgage servicing companies. REITs tend to be small to medium-sized companies, and may include equity REITs and mortgage REITs. The value of a REIT can depend on the structure of and cash flow generated by the REIT. REITs are pooled investment vehicles that have expenses of their own, so the Fund will indirectly bear its proportionate share of those expenses. The Fund will not own real estate directly.

Real estate investments are subject to special risks including changes in real estate values, property taxes, interest rates, cash flow of underlying real estate assets, occupancy rates, government regulations affecting zoning, land use, and rents, and the management skill and creditworthiness of the issuer. Companies in the real estate industry may also be subject to liabilities under environmental and hazardous waste laws, among others. Changes in underlying real estate values may have an exaggerated effect to the extent that investments concentrate in particular geographic regions or property types.

Equity REITs may be affected by changes in the value of the underlying property owned by the REIT, while mortgage REITs may be affected by the quality of any credit extended. Further, equity and mortgage REITs are dependent upon management skills and generally may not be diversified. Equity and mortgage REITs are also subject to heavy cash flow dependency, defaults by borrowers, and self-liquidations. In addition, equity and mortgage REITs could possibly fail to qualify for tax-free pass-through of income or to maintain their exemptions from registration under the 1940 Act. The above factors may also adversely affect a borrower’s or a lessee’s ability to meet its obligations to a REIT. In the event of a default by a borrower or lessee, a REIT may experience delays in enforcing its rights as a mortgagee or lessor and may incur substantial costs associated with protecting its investments.

Shares of REITs may trade less frequently and, therefore, are subject to more erratic price movements than securities of larger issuers. REITs are also subject to credit, market, liquidity and interest rate risks.

REITs may issue debt securities to fund their activities. The value of these debt securities may be affected by changes in the value of the underlying property owned by the REIT, the creditworthiness of the REIT, interest rates, and tax and regulatory requirements, among other things.

**Fixed-Income Securities and Other Debt Instruments.** Fixed-income securities and other debt instruments include all types of fixed and floating-rate bonds and notes, such as convertible securities and other hybrid securities (other than preferred stock); corporate commercial paper; mortgage-backed and other asset-backed securities; inflation-indexed bonds issued by both governments and corporations; structured notes, including “indexed” securities; loans; loan participations and assignments; delayed funding loans and revolving credit facilities; and bank certificates of deposit, fixed time deposits, bank deposits (or investments structured to provide the same type of exposure) and bankers’ acceptances of foreign and domestic banks and other debt instruments. Fixed-income securities and other debt instruments are issued by: foreign governments or their subdivisions, agencies and government-sponsored enterprises; sovereign entities; international agencies or supranational entities; the U.S. Government, its agencies or government-sponsored enterprises (or guaranteed thereby); central or quasi-sovereign banks and U.S. and foreign corporations. Fixed-income securities and other debt instruments include deep discount bonds, such as zero coupon bonds, deferred interest bonds, bonds or securities on which the interest is payable in-kind (“PIK securities”), which are debt obligations that are issued at a significant discount from face value, and securities purchased on a forward commitment or when-issued basis. While zero coupon bonds do not make periodic payments of interest, deferred interest bonds provide for a period of delay before the regular payment of interest begins. PIK securities provide that the issuer thereof may, at its option, pay interest in cash or in the form of additional securities.

**Convertible Securities.** A convertible security is a bond, debenture, note, preferred security, or other security that entitles the holder to acquire common stock or other equity securities of the same or a different issuer. A convertible security entitles the holder to receive interest paid or accrued or dividends paid until the convertible security matures or is redeemed, converted or exchanged. Before conversion, convertible securities have characteristics similar to nonconvertible income securities.

Holders of convertible securities generally have a claim on the assets of the issuer prior to the common stockholders but may be subordinated to other debt securities of the same issuer. Certain convertible debt securities may provide a put option to the holder, which entitles the holder to cause the securities to be redeemed by the issuer at a premium over the stated principal amount of the debt securities under certain circumstances. Certain convertible securities may include loss absorption characteristics that make the securities more debt-like. This is particularly true of convertible securities issued by companies in the financial services sector.

The value of a convertible security may be influenced by changes in interest rates, with investment value declining as interest rates increase and increasing as interest rates decline. The credit standing of the issuer and other factors also may have an effect on the convertible security's investment value. A convertible security may be subject to redemption at the option of the issuer at a price established in the convertible security's governing instrument.

**Preferred Stock.** Preferred stock is a class of equity security that pays a specified dividend that typically must be paid before any dividends can be paid to common stockholders and takes precedence over common stock in the event of the issuer's liquidation. Although preferred stocks represent an ownership interest in an issuer, preferred stocks generally do not have voting rights or have limited voting rights and have economic characteristics similar to fixed-income securities. Preferred stocks generally are issued with a fixed par value and pay dividends based on a percentage of that par value at a fixed or variable rate. Dividend payments on preferred stocks may be subordinate to interest payments on the issuer's debt obligations. Certain preferred stocks may be convertible to common stock. Additionally, preferred stocks often have a liquidation value that generally equals the original purchase price of the preferred stock at the date of issuance.

Preferred stocks are subject to issuer-specific and market risks generally applicable to equity securities and credit and interest rate risks generally applicable to fixed-income securities. The value of preferred stock may react more strongly than bonds and other debt instruments to actual or perceived changes in the company's financial condition or prospects. Preferred stocks are considered an equity security.

**Hybrid Securities.** Hybrid securities generally possess certain characteristics of both equity and debt securities. These securities may at times behave more like equity than debt, or vice versa. Preferred stocks, convertible securities, trust preferred securities and certain debt obligations are types of hybrid securities. The investment adviser has sole discretion to determine whether an investment has hybrid characteristics and generally will consider the instrument's preference over the issuer's common shares, the term of the instrument at the time of issuance, and/or the tax character of the instrument's distributions. Hybrid securities generally do not have voting rights or have limited voting rights. Hybrid securities may be subject to redemption at the option of the issuer at a predetermined price. Hybrid securities may pay a fixed or variable rate of interest or dividends. The prices and yields of nonconvertible hybrid securities generally move with changes in interest rates and the issuer's credit quality, similar to the factors affecting debt securities. If the issuer of a hybrid security experiences financial difficulties, the value of such security may be adversely affected similar to the issuer's outstanding common stock or subordinated debt instruments.

Because hybrid securities have both debt and equity characteristics, their values vary in response to many factors, including issuer-specific events, credit spreads and, for convertible securities, factors affecting the securities into which they convert. Trust preferred securities are issued by a special purpose trust that holds the subordinated debt of a company and, as such, are subject to the risks associated with such debt obligation.

**ReFlow Liquidity Program.** Balanced Fund and Equity Fund may participate in the ReFlow liquidity program, which is designed to provide an alternative liquidity source for mutual funds experiencing net redemptions of their shares. Pursuant to the program, ReFlow Fund, LLC ("ReFlow") provides participating mutual funds with a source of cash to meet net shareholder redemptions by standing ready each business day to purchase fund shares up to the value of the net shares redeemed by other shareholders that are to settle the next business day. Following purchases of fund shares, ReFlow then generally redeems those shares when the fund experiences net sales, at the end of a maximum holding period determined by ReFlow (currently 14 days) or at other times at ReFlow's discretion. While ReFlow holds fund shares, it will have the same rights and privileges with respect to those shares as any other shareholder. For use of the ReFlow service, a fund pays a fee to ReFlow each time it purchases fund shares, calculated by applying to the purchase amount a fee rate determined through an automated daily auction among participating mutual funds. The current minimum fee rate is 0.20% of the value of the fund shares purchased by ReFlow although the fund may submit a bid at a higher fee rate if it determines that doing so is in the best interest of fund shareholders. Such fee is allocated among a fund's share classes based on relative net assets. ReFlow's purchases of fund shares through the liquidity program are made on an investment-blind basis without regard to the fund's objective, policies or anticipated performance. In accordance with federal securities laws, ReFlow is prohibited from acquiring more than 3% of the outstanding voting securities of a fund. ReFlow will purchase Class I shares of the Fund at net asset value and will not be subject to any investment minimum applicable to such shares. ReFlow will periodically



redeem its entire share position in the Fund and request that such redemption be met in kind in accordance with the Fund's redemption-in-kind policies described under "Redeeming Shares" below. Investments in the Fund by ReFlow in connection with the ReFlow liquidity program are not subject to the two round-trips within 90 days limitation described in "Restrictions on Excessive Trading and Market Timing" below. The investment adviser believes that the program assists in stabilizing the Fund's net assets to the benefit of the Fund and its shareholders. To the extent the Fund's net assets do not decline, the investment adviser may also benefit.

**Credit Risk.** Investments in debt instruments are subject to the risk of non-payment of scheduled principal and interest. Changes in economic conditions or other circumstances may reduce the capacity of the party obligated to make principal and interest payments on such instruments and may lead to defaults. Such non-payments and defaults may reduce the value of Fund shares and income distributions. The value of debt instruments also may decline because of concerns about the issuer's ability to make principal and interest payments. In addition, the credit ratings of debt instruments may be lowered if the financial condition of the party obligated to make payments with respect to such instruments deteriorates. In the event of bankruptcy of the issuer of a debt instrument, the Fund could experience delays or limitations with respect to its ability to realize the benefits of any collateral securing the instrument. In order to enforce its rights in the event of a default, bankruptcy or similar situation, the Fund may be required to retain legal or similar counsel, which may increase the Fund's operating expenses and adversely affect net asset value. The Fund is also exposed to credit risk when it engages in certain types of derivatives transactions and when it engages in transactions that expose the Fund to counterparty risk. See "Derivatives."

In evaluating the quality of a particular instrument, the investment adviser (or sub-adviser, if applicable) may take into consideration, among other things, a credit rating assigned by a credit rating agency, the issuer's financial resources and operating history, its sensitivity to economic conditions and trends, the ability of its management, its debt maturity schedules and borrowing requirements, and relative values based on anticipated cash flow, interest and asset coverage, and earnings prospects. Credit rating agencies are private services that provide ratings of the credit quality of certain investments. Credit ratings issued by rating agencies are based on a number of factors including, but not limited to, the issuer's financial condition and the rating agency's credit analysis, if applicable, at the time of rating. As such, the rating assigned to any particular security is not necessarily a reflection of the issuer's current financial condition. The ratings assigned are not absolute standards of credit quality and do not evaluate market risks or necessarily reflect the issuer's current financial condition or the volatility or liquidity of the security.

For purposes of determining compliance with the Fund's credit quality restrictions, if any, the Fund's investment adviser (or sub-adviser, if applicable) relies primarily on the ratings assigned by credit rating agencies but may, in the case of unrated instruments, perform its own credit and investment analysis to determine an instrument's credit quality. A credit rating may have a modifier (such as plus, minus or a numerical modifier) to denote its relative status within the rating. The presence of a modifier does not change the security credit rating (for example, BBB- and Baa3 are within the investment grade rating) for purposes of the Fund's investment limitations. If an instrument is rated differently by two or more rating agencies, the highest rating will be used for any Fund rating restrictions.

**Interest Rate Risk.** In general, the value of income securities will fluctuate based on changes in interest rates. The value of these securities is likely to increase when interest rates fall and decline when interest rates rise. Generally, securities with longer durations or maturities are more sensitive to changes in interest rates than securities with shorter durations or maturities, causing them to be more volatile. Conversely, fixed-income securities with shorter durations or maturities will be less volatile but may provide lower returns than fixed-income securities with longer durations or maturities. In a rising interest rate environment, the duration of income securities that have the ability to be prepaid or called by the issuer may be extended. In a declining interest rate environment, the proceeds from prepaid or maturing instruments may have to be reinvested at a lower interest rate.

**LIBOR.** The London Interbank Offered Rate or LIBOR is the average offered rate for various maturities of short-term loans between major international banks who are members of the British Bankers Association. LIBOR is the most common benchmark interest rate index used to make adjustments to variable-rate loans. It is used throughout global banking and financial industries to determine interest rates for a variety of financial instruments (such as debt instruments and derivatives) and borrowing arrangements. In July 2017, the Financial Conduct Authority (the "FCA"), the United Kingdom financial regulatory body, announced a desire to phase out the use of LIBOR. It is currently anticipated that this phase-out will occur starting at the end of 2021.

Although the transition process away from LIBOR is expected to be well-defined in advance of the anticipated discontinuation, there remains uncertainty regarding the future utilization of LIBOR and the nature of any replacement rate or rates. The transition process may involve, among other things, increased volatility or illiquidity in markets for instruments that currently rely on LIBOR. The transition may also result in a change in (i) the value of certain instruments held by the Fund, (ii) the cost of temporary borrowing for the Fund, or (iii) the effectiveness of related Fund transactions such as hedges, as applicable. When LIBOR is discontinued, the LIBOR replacement rate may be lower than market expectations, which could have an adverse impact on the value of preferred and debt-securities with floating or fixed-to-floating rate coupons. Additionally, while some existing LIBOR-based instruments may contemplate a scenario where LIBOR is no longer available by providing for an alternative or "fallback" rate-setting methodology, there may be significant uncertainty regarding the effectiveness of any such alternative methodologies to replicate LIBOR. Not all

existing LIBOR-based instruments have such fallback provisions, and many that do, do not contemplate the permanent cessation of LIBOR. While it is expected that market participants will amend legacy financial instruments referencing LIBOR to include fallback provisions to alternative reference rates, there remains uncertainty regarding the willingness and ability of parties to add or amend such fallback provisions in legacy instruments maturing after the end of 2021, particularly with respect to legacy cash products. Since the usefulness of LIBOR as a benchmark could deteriorate during the transition period, these effects may occur prior to the discontinuation date.

Various financial industry groups are planning for the transition away from LIBOR, but there are obstacles to converting certain longer term securities and transactions to a new benchmark. In June 2017, the Alternative Reference Rates Committee, a group of large U.S. banks working with the Federal Reserve, announced its selection of a new Secured Overnight Financing Rate (“SOFR”), which is intended to be a broad measure of secured overnight U.S. Treasury repo rates, as an appropriate replacement for LIBOR. The Federal Reserve Bank of New York began publishing the SOFR in 2018, with the expectation that it could be used on a voluntary basis in new instruments and transactions. Bank working groups and regulators in other countries have suggested other alternatives for their markets, including the Sterling Overnight Interbank Average Rate in England. Liquid markets for newly-issued instruments that use an alternative reference rate are still developing. Consequently, there may be challenges for a Fund to enter into hedging transactions against instruments tied to alternative reference rates until a market for such hedging transactions develops. Any such effects of the transition away from LIBOR and the adoption of alternative reference rates, as well as other unforeseen effects, could result in losses to the Fund.

**Lower Rated Investments.** Investments in obligations rated below investment grade and comparable unrated securities (sometimes referred to as “junk”) generally entail greater economic, credit and liquidity risks than investment grade securities. Lower rated investments have speculative characteristics because of the credit risk associated with their issuers. Changes in economic conditions or other circumstances typically have a greater effect on the ability of issuers of lower rated investments to make principal and interest payments than they do on issuers of higher rated investments. An economic downturn generally leads to a higher non-payment rate, and a lower rated investment may lose significant value before a default occurs. Lower rated investments generally are subject to greater price volatility and illiquidity than higher rated investments.

Because of the greater number of investment considerations involved in investing in investments that receive lower ratings, investing in lower rated investments depends more on the investment adviser’s judgment and analytical abilities than may be the case for investing in investments with higher ratings. While the investment adviser will attempt to reduce the risks of investing in lower rated or unrated securities through active portfolio management, diversification, credit analysis and attention to current developments and trends in the economy and the financial markets, there can be no assurance that a broadly diversified portfolio of such securities would substantially lessen the risks of defaults brought about by an economic downturn or recession.

**Counterparty Risk.** A financial institution or other counterparty with whom the Fund does business (such as trading, securities lending or as a derivatives counterparty), or that underwrites, distributes or guarantees any instruments that the Fund owns or is otherwise exposed to, may decline in financial condition and become unable to honor its commitments. This could cause the value of Fund shares to decline or could delay the return or delivery of collateral or other assets to the Fund. Counterparty risk is increased for contracts with longer maturities.

**Smaller Companies.** Securities of smaller companies, which may include legally restricted securities, are generally subject to greater price fluctuations, limited liquidity, higher transaction costs and higher investment risk than the securities of larger, more established companies. Because of the absence of any public trading market for some of these investments (such as those which are legally restricted) it may be more difficult to value these investments and may take longer to liquidate these positions at fair value than would be the case for publicly traded securities.

**Restricted Securities.** Securities held by the Fund may be legally restricted as to resale (such as those issued in private placements), including commercial paper issued pursuant to Section 4(a)(2) of the 1933 Act, securities eligible for resale pursuant to Rule 144A thereunder, and securities of U.S. and non-U.S. issuers initially offered and sold outside the United States pursuant to Regulation S thereunder. Restricted securities may not be listed on an exchange and may have no active trading market. The Fund may incur additional expense when disposing of restricted securities, including all or a portion of the cost to register the securities. The Fund also may acquire securities through private placements under which it may agree to contractual restrictions on the resale of such securities that are in addition to applicable legal restrictions. In addition, if the investment adviser and sub-adviser, if applicable, receives non-public information about the issuer, the Fund may as a result be unable to sell the securities.

Restricted securities may be difficult to value properly and may involve greater risks than securities that are not subject to restrictions on resale. It may be difficult to sell restricted securities at a price representing fair value until such time as the securities may be sold publicly. Under adverse market or economic conditions or in the event of adverse changes in the financial condition of the issuer, the Fund could find it more difficult to sell such securities when the investment adviser and sub-adviser, if applicable, believes it

advisable to do so or may be able to sell such securities only at prices lower than if such securities were more widely held. Holdings of restricted securities may increase the level of Fund illiquidity if eligible buyers become uninterested in purchasing them. Restricted securities may involve a high degree of business and financial risk, which may result in substantial losses.

**Mortgage-Backed Securities (“MBS”).** MBS represent participation interests in pools of adjustable and fixed-rate mortgage loans. MBS may be issued by the U.S. Government (or one of its agencies or instrumentalities) or privately issued but collateralized by mortgages that are insured, guaranteed or otherwise backed by the U.S. Government, or its agencies or instrumentalities. Adjustable rate mortgages are mortgages whose interest rates are periodically reset when market rates change. Unlike conventional debt obligations, MBS provide monthly payments derived from the monthly interest and principal payments (including any prepayments) made by the individual borrowers on the pooled mortgage loans.

MBS include classes of collateralized mortgage obligations (“CMOs”), including fixed- or floating-rate tranches, and various other MBS. In choosing among CMO classes, the investment adviser will evaluate the total income potential of each class and other factors.

MBS issued by non-government entities are subject to the risks that the underlying mortgage borrowers fail to make timely payments of interest and principal and that any guarantee or other structural feature, if present, is insufficient to enable the timely payment of interest and principal on the MBS. Although certain MBS are guaranteed as to timely payment of interest and principal by a government-sponsored entity, the market price for such securities is not guaranteed and will fluctuate.

The mortgage loans underlying MBS are generally subject to a greater rate of principal prepayments in a declining interest rate environment and to a lesser rate of principal prepayments in an increasing interest rate environment, although investment in seasoned MBS can mitigate this risk. Under certain interest and prepayment rate scenarios, the Fund may fail to recover the full amount of its investment in MBS, notwithstanding any direct or indirect governmental or agency guarantee. Because faster than expected prepayments must usually be invested in lower yielding securities, MBS are less effective than conventional bonds in “locking in” a specified interest rate. For premium bonds, the risk of prepayment may be enhanced. In a rising interest rate environment, a declining prepayment rate will extend the average life of many MBS. This possibility is often referred to as extension risk. Extending the average life of a mortgage-backed security increases the risk of depreciation due to future increases in market interest rates. MBS that are purchased at a premium generate current income that exceeds market rates for comparable investments, but tend to decrease in value as they mature.

CMOs are subject to the same types of risks affecting MBS as described above. CMOs with complex or highly variable prepayment terms generally entail greater market and liquidity risks than other MBS. For example, their prices are more volatile and their trading market may be more limited. The structure of certain CMO interests held by the Fund may cause the Fund to be paid interest and/or principal on its investment only after holders of other interests in that particular CMO have received the full repayment of principal or interest on their investments.

**Asset-Backed Securities.** Asset-backed securities represent interests in a pool of assets other than mortgages, such as home equity loans, automobile receivables or credit card receivables. Most asset-backed securities involve consumer or commercial debts with maturities of less than 10 years. However, almost any type of fixed-income asset (including other fixed-income securities) may be used to create an asset-backed security. Asset-backed securities may take the form of commercial paper, notes or pass-through certificates. A structured asset-backed security is a multiclass instrument that is typically backed by a pool of auto loans, credit card receivables, home equity loans or student loans.

Unscheduled prepayments of asset-backed securities may result in a loss of income if the proceeds are invested in lower-yielding securities. Conversely, in a rising interest rate environment, a declining prepayment rate will extend the average life of many asset-backed securities, which increases the risk of depreciation due to future increases in market interest rates. In addition, issuers of asset-backed securities may have limited ability to enforce the security interest in the underlying assets, and credit enhancements (if any) may be inadequate in the event of default. Asset-backed securities may experience losses on the underlying assets as a result of certain rights provided to consumer debtors under federal and state law. The value of asset-backed securities may be affected by the factors described above and other factors, such as interest rate risk, the availability of information concerning the pool and its structure, the creditworthiness of the servicing agent for the pool, the originator of the underlying assets or the entities providing credit enhancements and the ability of the servicer to service the underlying collateral. The value of asset-backed securities representing interests in a pool of utilities receivables may be adversely affected by changes in government regulations. Under certain market conditions, asset-backed securities may be less liquid and may be difficult to value. If a structured asset-backed security is subordinated to other classes backed by the same pool of collateral, the likelihood that it will make payments of principal may be substantially limited.

**Commercial Mortgage-Backed Securities.** Commercial mortgage-backed securities (“CMBS”) include securities that reflect an interest in, and are secured by, mortgage loans on commercial real property, such as loans for hotels, shopping centers, office buildings and apartment buildings. Generally, the interest and principal payments on these loans are passed on to investors in CMBS according to a schedule of payments.

CMBS are subject to the risks described under “Asset-Backed Securities” above. CMBS also are subject to many of the risks of investing in the real estate securing the underlying mortgage loans and are therefore different from the risks of other types of mortgage-backed securities. These risks reflect the effects of local and other economic conditions on real estate markets, the ability of tenants to make loan payments, and the ability of a property to attract and retain tenants. CMBS may be less liquid and exhibit a greater price volatility than other types of mortgage- or asset-backed securities.

The commercial mortgage loans that underlie CMBS have certain distinct risk characteristics. Commercial mortgage loans generally lack standardized terms, which may complicate their structure, tend to have shorter maturities than residential mortgage loans and may not be fully amortizing. Commercial properties themselves tend to be unique and are more difficult to value than single-family residential properties. In addition, commercial properties, particularly industrial and warehouse properties, are subject to environmental risks and the burdens and costs of compliance with environmental laws and regulations.

**U.S. Treasury and Government Securities.** U.S. Treasury securities (“Treasury Securities”) include U.S. Treasury obligations that differ in their interest rates, maturities and times of issuance. U.S. Government agency securities (“Agency Securities”) include obligations issued or guaranteed by U.S. Government agencies or instrumentalities and government-sponsored enterprises. Agency Securities may be guaranteed by the U.S. Government or they may be backed by the right of the issuer to borrow from the U.S. Treasury, the discretionary authority of the U.S. Government to purchase the obligations, or the credit of the agency, instrumentality or enterprise.

Government-sponsored enterprises, such as the Federal Home Loan Mortgage Corporation (“Freddie Mac”), the Federal National Mortgage Association (“Fannie Mae”), the Federal Home Loan Banks (“FHLBs”), the Private Export Funding Corporation (“PEFCO”), the Federal Deposit Insurance Corporation (“FDIC”), the Federal Farm Credit Banks (“FFCB”) and the Tennessee Valley Authority (“TVA”), although chartered or sponsored by Congress, are not funded by congressional appropriations and the debt and mortgage-backed securities issued by them are neither guaranteed nor issued by the U.S. Government. Treasury Securities and Agency Securities also include any security or agreement collateralized or otherwise secured by Treasury Securities or Agency Securities, respectively.

Because of their high credit quality and market liquidity, U.S. Treasury and Agency Securities generally provide a lower current return than obligations of other issuers. While the U.S. Government has provided financial support to Fannie Mae and Freddie Mac in the past, there can be no assurance that it will support these or other government-sponsored enterprises in the future.

**Loans.** Balanced Fund may invest in loans. Loans may be primary, direct investments or investments in loan assignments or participation interests. A loan assignment represents a portion or the entirety of a loan and a portion or the entirety of a position previously attributable to a different lender. The purchaser of an assignment typically succeeds to all the rights and obligations under the loan agreement and has the same rights and obligations as the assigning investor. However, assignments through private negotiations may cause the purchaser of an assignment to have different and more limited rights than those held by the assigning investor. Loan participation interests are interests issued by a lender or other entity and represent a fractional interest in a loan. The Fund typically will have a contractual relationship only with the financial institution that issued the participation interest. As a result, the Fund may have the right to receive payments of principal, interest and any fees to which it is entitled only from the financial institution and only upon receipt by such entity of such payments from the borrower. In connection with purchasing a participation interest, the Fund generally will have no right to enforce compliance by the borrower with the terms of the loan agreement, nor any rights with respect to any funds acquired by other investors through set-off against the borrower and the Fund may not directly benefit from the collateral supporting the loan in which it has purchased the participation interest. As a result, the Fund may assume the credit risk of both the borrower and the financial institution issuing the participation interest. In the event of the insolvency of the entity issuing a participation interest, the Fund may be treated as a general creditor of such entity. Most loans are rated below investment grade or, if unrated, are of similar credit quality.

Loan investments may be made at par or at a discount or premium to par. The interest payable on a loan may be fixed or floating rate, and paid in cash or in-kind. In connection with transactions in loans, the Fund may be subject to facility or other fees. Loans may be secured by specific collateral or other assets of the borrower, guaranteed by a third party, unsecured or subordinated. During the term of a loan, the value of any collateral securing the loan may decline in value, causing the loan to be under collateralized. Collateral may consist of assets that may not be readily liquidated, and there is no assurance that the liquidation of such assets would satisfy fully a borrower’s obligations under the loan. In addition, if a loan is foreclosed, the Fund could become part owner of the collateral and would bear the costs and liabilities associated with owning and disposing of such collateral.

Certain loans (“senior loans”) hold a senior position in the capital structure of a business entity, are typically secured with specific collateral and have a claim on the assets and/or stock of the borrower that is senior to that held by subordinated debtholders and stockholders of the borrower. Junior loans may be secured or unsecured subordinated loans, second lien loans and subordinated bridge loans. Floating-rate loans typically have rates of interest which are re-determined daily, monthly, quarterly or semi-annually by reference to a base lending rate, plus a premium.

A lender's repayment and other rights primarily are determined by governing loan, assignment or participation documents, which (among other things) typically establish the priority of payment on the loan relative to other indebtedness and obligations of the borrower. A borrower typically is required to comply with certain covenants contained in a loan agreement between the borrower and the holders of the loan. The types of covenants included in loan agreements generally vary depending on market conditions, the creditworthiness of the issuer, and the nature of the collateral securing the loan. Loans with fewer covenants that restrict activities of the borrower may provide the borrower with more flexibility to take actions that may be detrimental to the loan holders and provide fewer investor protections in the event covenants are breached. The Fund may experience relatively greater realized or unrealized losses or delays and expense in enforcing its rights with respect to loans with fewer restrictive covenants. Loans to entities located outside of the U.S. may have substantially different lender protections and covenants as compared to loans to U.S. entities and may involve greater risks. In the event of bankruptcy, applicable law may impact a lender's ability to enforce its rights. Bankruptcy laws in foreign jurisdictions, including emerging markets, may differ significantly from U.S. bankruptcy law and the Fund's rights with respect to a loan governed by the laws of a foreign jurisdiction may be more limited.

Loans may be originated by a lending agent, such as a financial institution or other entity, on behalf of a group or "syndicate" of loan investors (the "Loan Investors"). In such a case, the agent administers the terms of the loan agreement and is responsible for the collection of principal, and interest payments from the borrower and the apportionment of these payments to the Loan Investors. Failure by the agent to fulfill its obligations may delay or adversely affect receipt of payment by the Fund. Furthermore, unless under the terms of a loan agreement or participation (as applicable) the Fund has direct recourse against the borrower, the Fund must rely on the agent and the other Loan Investors to pursue appropriate remedies against the borrower.

Although the overall size and number of participants in the market for many loans has grown over the past decade, such loans continue to trade in a private, unregulated inter-dealer or inter-bank secondary market and the amount of available public information about loans may be less extensive than that available for registered or exchange listed securities. With limited exceptions, the investment adviser will take steps intended to insure that it does not receive material nonpublic information about the issuers of loans that also issue publicly traded securities. Therefore, the investment adviser may have less information than other investors about certain of the loans in which it seeks to invest. Purchases and sales of loans are generally subject to contractual restrictions that must be satisfied before a loan can be bought or sold. These restrictions may (i) impede the Fund's ability to buy or sell loans, (ii) negatively impact the transaction price, (iii) impact the counterparty and/or credit risks borne by the Fund, (iv) impede the Fund's ability to timely vote or otherwise act with respect to loans, (v) expose the Fund to adverse tax or regulatory consequences and/or (vi) result in delayed settlement of loan transactions. It may take longer than seven days for a transaction in loans to settle, which may impact the Fund's process for meeting redemptions. See "Liquidity Risk." This is partly due to the nature of manner in which loans trade and the contractual restrictions noted above, which require a written assignment agreement and various ancillary documents for each transfer, and frequently require discretionary consents from both the borrower and the administrative agent. In light of the foregoing, the Fund may hold cash, sell investments or temporarily borrow to meet its cash needs, including satisfying redemption requests.

Assignments of loans through private negotiations may cause the purchaser of an assignment to have different and more limited rights than those held by the assigning investor. In connection with purchasing a participation interest, the Fund generally will have no right to enforce compliance by the borrower with the terms of the loan agreement. In the event the borrower defaults, the Fund may not directly benefit from the collateral supporting the loan (if any) in which it has purchased the participation interest. As a result, the Fund may assume the credit risk of both the borrower and the financial institution issuing the participation interest. No active trading market may exist for certain loans, which may impair the ability of the Fund to realize full value in the event of the need to sell a loan and which may make it difficult to value the loan. To the extent that a secondary market does exist for certain loans, the market may be subject to irregular trading activity, wide bid/ask spreads and extended trade settlement periods.

In addition to the risks generally associated with debt instruments, such as credit, market, interest rate and liquidity risks, loans are also subject to the risk that the value of any collateral securing a loan may decline, be insufficient to meet the obligations of the borrower or be difficult to liquidate. The specific collateral used to secure a loan may decline in value or become illiquid, which would adversely affect the loan's value. The Fund's access to collateral may be limited by bankruptcy, other insolvency laws or by the type of loan the Fund has purchased. For example, if the Fund purchases a participation instead of an assignment, it would not have direct access to collateral of the borrower. As a result, a floating rate loan may not be fully collateralized and can decline significantly in value. Additionally, collateral on loan instruments may not be readily liquidated, and there is no assurance that the liquidation of such assets will satisfy a borrower's obligations under the investment.

Loans are subject to the risk that a court, pursuant to fraudulent conveyance or other similar laws, could subordinate a loan to presently existing or future indebtedness of the borrower, or take other action detrimental to the holders of a loan including, in certain circumstances, invalidating a loan or causing interest previously paid to be refunded to the borrower. Any such actions by a court could negatively affect the Fund's performance. Loans that are secured and senior to other debtholders of a borrower tend to have more favorable loss recovery rates as compared to more junior types of below investment grade debt obligations. Due to their lower place in the borrower's capital structure and, in some cases, their unsecured status, junior loans involve a higher degree of overall risk than senior loans of the same borrower.

Investing in loans involves the risk of default by the borrower or other party obligated to repay the loan. In the event of insolvency of the borrower or other obligated party, the Fund may be treated as a general creditor of such entity unless it has rights that are senior to that of other creditors or secured by specific collateral or assets of the borrower. Fixed rate loans are also subject to the risk that their value will decline in a rising interest rate environment. This risk is mitigated for floating-rate loans, where the interest rate payable on the loan resets periodically by reference to a base lending rate.

U.S. federal securities laws afford certain protections against fraud and misrepresentation in connection with the offering or sale of a security, as well as against manipulation of trading markets for securities. The typical practice of a lender in relying exclusively or primarily on reports from the borrower may involve the risk of fraud, misrepresentation, or market manipulation by the borrower. It is unclear whether U.S. federal securities law protections are available to an investment in a loan. In certain circumstances, loans may not be deemed to be securities, and in the event of fraud or misrepresentation by a borrower, lenders may not have the protection of the anti-fraud provisions of the federal securities laws. However, contractual provisions in the loan documents may offer some protections, and lenders may also avail themselves of common-law fraud protections under applicable state law.

**Leverage.** Certain types of Fund transactions may give rise to economic leverage, which represents a non-cash exposure to the underlying reference instrument. Leverage can increase both the risk and return potential of the Fund.

The Fund is required to segregate liquid assets or otherwise cover the Fund's obligation created by a transaction that may give rise to leverage. The use of leverage may cause the Fund to liquidate portfolio positions when it may not be advantageous to do so to satisfy its obligations or to meet segregation requirements. Leverage may cause the Fund's share price to be more volatile than if it had not been leveraged, as certain types of leverage may exaggerate the effect of any increase or decrease in the value of the Fund's portfolio securities. The loss on leveraged investments may substantially exceed the initial investment.

**Liquidity Risk.** The Fund is exposed to liquidity risk when trading volume, lack of a market maker, or legal restrictions impair the Fund's ability to sell particular investments or close derivative positions at an advantageous market price. Trading opportunities are also more limited for securities and other instruments that are not widely held or are traded in less developed markets. These factors may make it more difficult to sell or buy a security at a favorable price or time. Consequently, the Fund may have to accept a lower price to sell an investment or continue to hold it or keep the position open, sell other investments to raise cash or abandon an investment opportunity, any of which could have a negative effect on the Fund's performance. It also may be more difficult to value less liquid investments. These effects may be exacerbated during times of financial or political stress. Increased Fund redemption activity also may increase liquidity risk due to the need of the Fund to sell portfolio investments and may negatively impact Fund performance.

The Fund will not acquire any illiquid investment if, immediately after the acquisition, the Fund will have invested more than 15% of its net assets in illiquid investments. Illiquid investments mean any investments that the Fund's investment adviser and sub-adviser, if applicable, reasonably expects cannot be sold or disposed of in seven calendar days or less under then-current market conditions without the sale or disposition significantly changing the market value of the investment.

**Securities Lending.** The Fund may lend its portfolio securities to broker-dealers and other institutional borrowers. During the existence of a loan, the Fund will continue to receive the equivalent of the interest paid by the issuer on the securities loaned, or all or a portion of the interest on investment of the collateral, if any. The Fund may pay lending fees to such borrowers. Loans will only be made to firms that have been approved by the investment adviser, and the investment adviser or the securities lending agent will periodically monitor the financial condition of such firms while such loans are outstanding. Securities loans will only be made when the investment adviser believes that the expected returns, net of expenses, justify the attendant risks. Securities loans currently are required to be secured continuously by collateral in cash, cash equivalents (such as money market instruments) or other liquid securities held by the custodian and maintained in an amount at least equal to the market value of the securities loaned. The Fund may engage in securities lending to generate income. Upon return of the loaned securities, the Fund would be required to return the related collateral to the borrower and may be required to liquidate portfolio securities in order to do so. The Fund may lend up to one-third of the value of its total assets or such other amount as may be permitted by law.

As with other extensions of credit, there are risks of delay in recovery or even loss of rights in the securities loaned if the borrower of the securities fails financially. To the extent that the portfolio securities acquired with such collateral have decreased in value, it may result in the Fund realizing a loss at a time when it would not otherwise do so. As such, securities lending may introduce leverage into the Fund. The Fund also may incur losses if the returns on securities that it acquires with cash collateral are less than the applicable rebate rates paid to borrowers and related administrative costs.

**Borrowing.** The Fund is permitted to borrow for temporary purposes (such as to satisfy redemption requests, to remain fully invested in anticipation of expected cash inflows and to settle transactions). Any borrowings by the Fund are subject to the requirements of the 1940 Act. Borrowings are also subject to the terms of any credit agreement between the Fund and lender(s). Fund borrowings may be equal to as much as 33<sup>1</sup>/<sub>3</sub>% of the value of the Fund's total assets (including such borrowings) less the Fund's liabilities (other than borrowings). The Fund will not purchase additional investments while outstanding borrowings exceed 5% of the value of its total assets.

In addition, the Fund will be required to maintain a specified level of asset coverage with respect to all borrowings and may be required to sell some of its holdings to reduce debt and restore coverage at times when it may not be advantageous to do so. The rights of the lender to receive payments of interest and repayments of principal of any borrowings made by the Fund under a credit facility are senior to the rights of holders of shares with respect to the payment of dividends or upon liquidation. In the event of a default under a credit arrangement, the lenders may have the right to cause a liquidation of the collateral (i.e., sell Fund assets) and, if any such default is not cured, the lenders may be able to control the liquidation as well.

**Cash and Money Market Instruments.** The Fund may invest in cash or money market instruments, including high quality short-term instruments or an affiliated or unaffiliated investment company that invests in such instruments. During unusual market conditions, the Fund may invest up to 100% of its assets in cash or money market instruments temporarily, which may be inconsistent with its investment objective(s) and other policies.

Money market instruments may be adversely affected by market and economic events, such as a sharp rise in prevailing short-term interest rates; adverse developments in the banking industry, which issues or guarantees many money market instruments; adverse economic, political or other developments affecting issuers of money market instruments; changes in the credit quality of issuers; and default by a counterparty.

**Cybersecurity Risk.** With the increased use of technologies by Fund service providers to conduct business, such as the Internet, the Fund is susceptible to operational, information security and related risks. The Fund relies on communications technology, systems, and networks to engage with clients, employees, accounts, shareholders, and service providers, and a cyber incident may inhibit the Fund's ability to use these technologies. In general, cyber incidents can result from deliberate attacks or unintentional events. Cyber attacks include, but are not limited to, gaining unauthorized access to digital systems (e.g., through "hacking" or malicious software coding) for purposes of misappropriating assets or sensitive information, corrupting data, or causing operational disruption. Cyber attacks may also be carried out in a manner that does not require gaining unauthorized access, such as causing denial-of-service attacks on websites. A denial-of-service attack is an effort to make network services unavailable to intended users, which could cause shareholders to lose access to their electronic accounts, potentially indefinitely. Employees and service providers also may not be able to access electronic systems to perform critical duties for the Fund, such as trading and NAV calculation, during a denial-of-service attack. There is also the possibility for systems failures due to malfunctions, user error and misconduct by employees and agents, natural disasters, or other foreseeable and unforeseeable events.

Because technology is consistently changing, new ways to carry out cyber attacks are always developing. Therefore, there is a chance that some risks have not been identified or prepared for, or that an attack may not be detected, which puts limitations on the Fund's ability to plan for or respond to a cyber attack. Like other funds and business enterprises, the Fund and its service providers have experienced, and will continue to experience, cyber incidents consistently. In addition to deliberate cyber attacks, unintentional cyber incidents can occur, such as the inadvertent release of confidential information by the Fund or its service providers.

The Fund uses third party service providers who are also heavily dependent on computers and technology for their operations. Cybersecurity failures by or breaches of the Fund's investment adviser or administrator and other service providers (including, but not limited to, the custodian or transfer agent), and the issuers of securities in which the Fund invests, may disrupt and otherwise adversely affect their business operations. This may result in financial losses to the Fund, impede Fund trading, interfere with the Fund's ability to calculate its NAV, limit a shareholder's ability to purchase or redeem shares of the Fund or cause violations of applicable privacy and other laws, regulatory fines, penalties, reputational damage, reimbursement or other compensation costs, litigation costs, or additional compliance costs. While many of the Fund's service providers have established business continuity plans and risk management systems intended to identify and mitigate cyber attacks, there are inherent limitations in such plans and systems, including the possibility that certain risks have not been identified. The Fund cannot control the cybersecurity plans and systems put in place by service providers to the Fund and issuers in which the Fund invests. The Fund and its shareholders could be negatively impacted as a result.

**Recent Market Conditions.** An outbreak of respiratory disease caused by a novel coronavirus was first detected in China in late 2019 and subsequently spread internationally. This coronavirus has resulted in closing borders, enhanced health screenings, changes to healthcare service preparation and delivery, quarantines, cancellations, disruptions to supply chains and customer activity, as well as general concern and uncertainty. The impact of this coronavirus has resulted in a substantial economic downturn, which may continue for an extended period of time. Health crises caused by outbreaks of disease, such as the coronavirus outbreak, may exacerbate other pre-existing political, social and economic risks and disrupt normal market conditions and operations. The impact of this outbreak has negatively affected the worldwide economy, as well as the economies of individual countries and industries, and could continue to affect the market in significant and unforeseen ways. Other epidemics and pandemics that may arise in the future may have similar effects. For example, a global pandemic or other widespread health crisis could cause substantial market volatility and exchange trading suspensions and closures. In addition, the increasing interconnectedness of markets around the world may result in many markets being affected by events or conditions in a single country or region or events affecting a single or small number of issuers. The coronavirus outbreak and public and private sector responses thereto have led to large portions of the populations of many countries working from home for indefinite periods of time, temporary or permanent layoffs, disruptions in supply chains, and lack of availability of certain goods. The impact of such responses could adversely affect the information technology and operational systems upon which the Fund and the Fund's service providers rely, and could otherwise disrupt the ability of the employees of the Fund's service providers to perform critical tasks relating to the Fund. Any such impact could adversely affect the Fund's performance, or the performance of the securities in which the Fund invests and may lead to losses on your investment in the Fund.

**General.** Each Fund's 80% Policy (as applicable) will not be changed unless shareholders are given at least 60 days' advance written notice of the change. Unless otherwise stated, the Fund's investment objective and certain other policies may be changed without shareholder approval. Shareholders will receive 60 days' advance written notice of any material change in the investment objective. The Fund might not use all of the strategies and techniques or invest in all of the types of securities described in this Prospectus or the SAI. While at times the Fund may use alternative investment strategies in an effort to limit its losses, it may choose not to do so.

The Fund's annual operating expenses are expressed as a percentage of the Fund's average daily net assets and may change as Fund assets increase and decrease over time. Purchase and redemption activities by Fund shareholders may impact the management of the Fund and its ability to achieve its investment objective. In addition, the redemption by one or more large shareholders or groups of shareholders of their holdings in the Fund could have an adverse impact on the remaining shareholders in the Fund. Mutual funds, investment advisers, other market participants and many securities markets are subject to rules and regulations and the jurisdiction of one or more regulators. Changes to applicable rules and regulations or to widely accepted market conventions or standards could have an adverse effect on securities markets and market participants, as well as on the Fund's ability to execute its investment strategy. With the increased use of technologies by Fund service providers, such as the Internet, to conduct business, the Fund is susceptible to operational, information security and related risks. See "Additional Information about Investment Strategies and Risks" in the Fund's SAI.

## About Responsible Investing

### Investment Selection Process

CRM seeks to invest in issuers that manage ESG risk exposures adequately and that are not exposed to excessive ESG risk through their principal business activities. Issuers are analyzed using The Calvert Principles for Responsible Investment (included as Appendix A to this Prospectus), a framework for considering ESG factors. Each issuer is evaluated relative to an appropriate peer group based on financially material ESG factors as determined by CRM. CRM's evaluation of a particular security's responsible investing characteristics generally involves both quantitative and qualitative analysis. In assessing investments, CRM generally focuses on the ESG factors relevant to the issuer's operations, and an issuer may be acceptable for investment based primarily on such assessment. Securities may be deemed suitable for investment even if the issuer does not operate in accordance with all elements of the Fund's responsible investing criteria. In assessing issuers for which quantitative data is limited, subjective judgments may serve as the primary basis for CRM's evaluation. The responsible investing criteria of a Fund may be changed by the Board without shareholder approval.

Balanced Fund may invest in a fixed or floating-rate income security before CRM has completed its evaluation of the security's responsible investment characteristics if, in the opinion of the portfolio manager, the timing of the purchase is appropriate given market conditions. Factors that a portfolio manager may consider in making such an investment decision include, but are not limited to, (i) prevailing market prices, (ii) liquidity, (iii) bid-ask spreads, (iv) market color, and (v) availability. Following any such investment in a security, CRM will evaluate the issuer to determine if it operates in a manner that is consistent with the Fund's responsible investment criteria. If CRM determines that the issuer does not operate in a manner consistent with the Fund's responsible investment criteria, the security will be sold in accordance with CRM's guidelines, at a time and in a manner that is determined to be in the best interests of shareholders.



As described above, or in the SAI, each Fund may invest in cash, money market instruments and ETFs. Such investments will generally not be subject to responsible investment analysis and will not be required to be consistent with the responsible investment criteria otherwise applicable to investments made by the Fund, unless the Fund invests in an affiliated investment company that invests in high quality short-term instruments, and in selecting such investments, is guided by The Calvert Principles for Responsible Investment. In addition, ETFs in which a Fund may invest may hold securities of issuers that do not operate in accordance with the Fund's responsible investment criteria.

**High Social Impact Investments.** Up to 3% of a Fund's net assets may be invested in High Social Impact Investments. High Social Impact Investments are investments that, in the Adviser's opinion, offer the opportunity for significant sustainability and social impact. High Social Impact Investments include (i) debt obligations that offer a below-market interest rate and (ii) equity investments that may not generate a market rate of return.

High Social Impact Investment debt obligations are unrated and of below-investment grade quality, and involve a greater risk of default and price decline than investment grade investments. High Social Impact Investments are illiquid, and a Fund may be unable to dispose of them at current carrying values.

Any Fund investment in High Social Impact Investments is fair valued pursuant to valuation procedures adopted by a Fund's Board and implemented by the Adviser. See "Valuing Shares" in this Prospectus. High Social Impact Investments by a Fund may be direct investments in an issuer or investments in an intermediate entity that then makes High Social Impact Investments, such as Calvert Impact Capital, Inc. (as discussed below).

Pursuant to an exemptive order issued by the SEC, a Fund may invest in Community Investment Notes ("Notes") issued by Calvert Impact Capital, Inc. ("CIC") as part of a Fund's High Social Impact Investments. CIC is a nonstock corporation organized under the laws of the State of Maryland and designed to operate as a non-profit organization within the meaning of the Internal Revenue Code of 1986, as amended. CIC focuses its work on offering investors the ability to support organizations that strengthen communities and sustain our planet. CIC issues Notes with fixed-rates of interest to domestic individuals and institutional investors and the proceeds from the Notes primarily are used to provide financing to community development organizations, projects, funds and other social enterprises across a variety of impact sectors, including community development, microfinance, affordable housing, small business, renewable energy, environmental sustainability, education, health, and sustainable agriculture (collectively, the "Participating Borrowers") with missions that may include addressing climate change, supporting quality education, promoting financial inclusion, strengthening women's empowerment, and increasing access to quality affordable housing. CIC issues Notes with interest rates that currently range from 0%–4% and terms currently ranging from one to 15 years, and in turn makes loans to Participating Borrowers at rates determined through consideration of the general current market, the Participating Borrower's positive social and/or environmental impact and the Participating Borrower's risk level.

The Adviser has licensed use of the Calvert name to CIC and provides other types of support. The Adviser's President and Chief Executive Officer (and the only director/trustee on the Fund Board that is an "interested person" of the Fund) serves on the CIC Board. In addition, another director/trustee on the Fund Board serves as a director emeritus on the CIC Board.

**Special Equities Investments.** Balanced Fund and Equity Fund currently hold Special Equities investments. The Funds are generally not expected to make additional investments in Special Equities. Special Equities investments are generally privately placed venture capital investments in small, untried enterprises. These include pre-IPO companies and private funds, including limited partnerships. At purchase, most Special Equities investments are expected to have projected returns commensurate with assumed risk levels. A small percentage of Special Equities investments may have a projected below-market risk-adjusted rate of return, but are expected to have a high degree of positive societal impact.

The Fund Board or a committee thereof selected the Balanced Fund's and Equity Fund's Special Equities investments and makes decisions related thereto. Special Equities investments involve a high degree of risk and are subject to liquidity, information and transaction risk. Foreign Special Equities investments are also subject to foreign securities risk, while Special Equities debt securities, which are generally below investment grade, are also subject to credit risk. The risks associated with a Special Equities investment may cause the value of the investment to decline below its cost and, in some instances, to lose its value entirely. Each Fund's Special Equities investments are fair valued pursuant to valuation procedures adopted by the Fund's Board and implemented by the Adviser. See "Valuing Shares" in this Prospectus.

#### **Shareholder Advocacy and Corporate Responsibility**

CRM uses strategic engagement and shareholder advocacy to encourage positive change in companies. CRM's activities may include, but are not limited to:

**Direct Dialogue with Company Management.** CRM, or its agent, may initiate dialogue with management through phone calls, letters and in-person meetings. Through its interaction, CRM seeks to learn about management's successes and challenges and to press for improvement on issues of concern.

**Proxy Voting.** As a shareholder of the companies in its portfolio, each Fund typically has an opportunity each year to express its views on issues of corporate governance and sustainability at annual stockholder meetings. CRM votes proxies consistent with CRM's Proxy Voting Policies and Procedures attached to the SAI.

**Shareholder Resolutions.** CRM may propose that companies submit resolutions to their shareholders on a variety of ESG issues. CRM believes that submitting shareholder resolutions may help establish dialogue with management and encourage companies to take action.

## Management and Organization

**Management.** Each Fund's investment adviser is Calvert Research and Management ("CRM"), a subsidiary of Eaton Vance Management ("Eaton Vance"). Eaton Vance, Inc. ("EV") serves as trustee of CRM. Each of CRM, EV and Eaton Vance is a direct or indirect subsidiary of Eaton Vance Corp. ("EVC"), a Maryland corporation and publicly-held holding company. EVC through its subsidiaries and affiliates engages primarily in investment management, administration and marketing activities. CRM's address is 1825 Connecticut Avenue NW, Suite 400, Washington, DC 20009. The business address of EVC, EV and Eaton Vance is Two International Place, Boston, Massachusetts 02110. Eaton Vance and its affiliates currently manage over \$580 billion on behalf of mutual funds, institutional clients and individuals.

On October 8, 2020, Morgan Stanley and EVC announced that they had entered into a definitive agreement under which Morgan Stanley will acquire EVC (the "Transaction"). The Fund's investment adviser is an indirect wholly-owned subsidiary of EVC and would become an indirect wholly-owned subsidiary of Morgan Stanley as a result of the acquisition. The acquisition is subject to the completion or waiver of customary closing conditions, and is expected to close in the second quarter of 2021.

Pursuant to the 1940 Act, consummation of the Transaction may be deemed to result in the automatic termination of the Fund's investment advisory agreement with its investment adviser. The consummation of the Transaction also may be deemed to result in the automatic termination of the Fund's sub-advisory agreement, if applicable. Therefore, the Fund's Board of Trustees has approved a new investment advisory agreement with its investment adviser and has approved a new sub-advisory agreement with the sub-adviser, if applicable, to be effective upon consummation of the Transaction and will submit such agreements to the Fund's shareholders for approval at a joint special meeting of shareholders to be held on February 19, 2021 (or any adjournment thereof). Shareholders of record of the Fund at the close of business on December 22, 2020, who have voting power with respect to such shares, are entitled to be present and to vote at the meeting. For purposes of the above two paragraphs only, references to "the Fund" are to each Fund, as applicable.

Pursuant to an investment sub-advisory agreement with Equity Fund, CRM has delegated the investment management of the Equity Fund to Atlanta Capital Management Company, LLC ("Atlanta Capital") with offices at 1075 Peachtree Street, Suite 2100, Atlanta, GA 30309. Atlanta Capital has managed the assets of the Fund since September 1998. Atlanta Capital had over \$28.7 billion in assets under management as of December 31, 2020.

Each Fund's semiannual shareholder report covering the fiscal period ended March 31 provides information regarding the basis for the Directors'/Trustees' approval of each Fund's investment advisory agreement and investment sub-advisory agreement.

**Balanced Fund.** Under its investment advisory agreement with Balanced Fund, CRM receives a monthly advisory fee as follows:

Average Daily Net Assets for the Month	Annual Fee Rate (for each level)
Up to and including \$500 million	0.410%
Over \$500 million up to and including \$1 billion	0.385%
Over \$1 billion	0.350%

For the fiscal year ended September 30, 2020, the effective annual rate of advisory fee paid to CRM was 0.40% of average daily net assets.

The portfolio managers of the Fund are Charles B. Gaffney (since December 31, 2016), Brian Ellis (since November 2015) and Vishal Khanduja (since January 2013). Mr. Gaffney is a Vice President of CRM and has been an employee of the Eaton Vance organization for more than five years. He currently manages other funds and portfolios. Mr. Ellis manages other Calvert funds and is a Vice President of CRM. Prior to joining CRM on December 31, 2016, he was a member of the Taxable Fixed Income Team at Calvert Investment Management, Inc. ("CIM") since May 2012. Mr. Khanduja manages other Calvert funds and is a Vice President of CRM. Prior to joining CRM on December 31, 2016, he was Portfolio Manager and Head of Taxable Fixed Income at CIM since July 2012.

**Equity Fund.** Under its investment advisory agreement with Equity Fund, CRM receives a monthly advisory fee as follows:

Average Daily Net Assets for the Month	Annual Fee Rate (for each level)
Up to and including \$2 billion	0.500%
Over \$2 billion up to and including \$3 billion	0.425%
Over \$3 billion	0.375%

For the fiscal year ended September 30, 2020, the effective annual rate of advisory fee paid to CRM was 0.45% of average daily net assets.

The portfolio managers of the Fund are Joseph B. Hudepohl, Lance V. Garrison, Jeffrey A. Miller and Robert R. Walton (all since June 2015). Mr. Hudepohl has been Managing Director and Portfolio Manager at Atlanta Capital since June 2015. Prior to joining Atlanta Capital he was Managing Director and Portfolio Manager, Logan Circle Partners, L.P., a division of Fortress Investment Group LLC from June 2013 – May 2015 and held various positions including Managing Director and Portfolio Manager at Goldman Sachs Asset Management from 1997 – 2013. Messrs. Garrison and Walton are Vice Presidents and have been Portfolio Managers at Atlanta Capital since June 2015. Prior to that, they served as Vice Presidents and Analysts at Atlanta Capital for more than five years. Mr. Miller has been a Portfolio Manager since June 2015 and a Vice President of Atlanta Capital since August 2014. Prior to joining Atlanta Capital he was a Portfolio Manager and Analyst at Crawford Investment Counsel from 2011 – 2014 and a Global Technology Analyst at Institutional Capital Corporation from 1999–2011.

**Mid-Cap Fund.** Under its investment advisory agreement with Mid-Cap Fund, CRM receives a monthly advisory fee equal to 0.65% annually of the Fund's average daily net assets. For the fiscal year ended September 30, 2020, the effective annual rate of advisory fee paid to CRM was 0.65% of average daily net assets.

The portfolio manager of the Fund is Charles B. Gaffney (since December 31, 2016). Mr. Gaffney is a Vice President of CRM and has been an employee of the Eaton Vance organization for more than five years. He currently manages other funds and portfolios.

**Small-Cap Fund.** Under its investment advisory agreement with Small-Cap Fund, CRM receives a monthly advisory fee equal to 0.68% annually of the Fund's average daily net assets. For the fiscal year ended September 30, 2020, the effective annual rate of advisory fee paid to CRM was 0.68% of average daily net assets.

The portfolio managers of the Fund are Michael D. McLean and J. Griffith Noble (each since December 31, 2016). Mr. McLean is a Vice President of CRM and has been an employee of the Eaton Vance organization for more than five years. He currently manages other funds and portfolios. Mr. Noble is a Vice President of CRM and has been an employee of the Eaton Vance organization for more than five years. He currently manages other funds and portfolios.

The SAI provides additional information about each portfolio manager's compensation, other accounts managed by each portfolio manager, and each portfolio manager's ownership of Fund shares.

CRM serves as administrator of each Fund, providing each Fund with administrative services and related office facilities. In return, each Class of a Fund is authorized to pay CRM a monthly administrative fee equal to 0.12% annually of average daily net assets. For the fiscal year ended September 30, 2020, the administrative fee paid to CRM by each Class of a Fund was 0.12% of average daily net assets.

Eaton Vance provides sub-transfer agency and related services to Calvert mutual funds pursuant to a Sub-Transfer Agency Support Services Agreement. For its services under the agreement, Eaton Vance receives an aggregate fee from such funds equal to its actual expenses incurred in performing such services.

**Organization.** Balanced Fund and Equity Fund are series of Calvert Social Investment Fund, a Massachusetts business trust. Mid-Cap Fund is a series of Calvert World Values Fund, Inc., a Maryland corporation. Small-Cap Fund is a series of Calvert Impact Fund, Inc., a Maryland corporation. Each Fund offers multiple classes of shares. Each Class represents a pro rata interest in a Fund but is subject to different expenses and rights. The Funds do not hold annual shareholder meetings but may hold special meetings for matters that require shareholder approval (such as electing or removing Trustees/Directors, approving management or advisory contracts or changing investment policies that may only be changed with shareholder approval).

Because the Funds use this combined Prospectus, a Fund could be held liable for a misstatement or omission made about another Fund.

## Valuing Shares

Each Fund values its shares once each day only when the New York Stock Exchange (the “Exchange”) is open for trading (typically Monday through Friday), as of the close of regular trading on the Exchange (normally 4:00 p.m. Eastern Time). If trading on the Exchange is halted for the day before the scheduled close of regular trading, each Fund’s net asset value per share generally will still be calculated as of the scheduled close of regular trading on the Exchange. The purchase price of Fund shares is their net asset value (plus any applicable sales charge), which is derived from the value of Fund holdings. When purchasing or redeeming Fund shares through a financial intermediary, your financial intermediary must receive your order by the close of regular trading on the Exchange in order for the purchase price or the redemption price to be based on that day’s net asset value per share. It is the financial intermediary’s responsibility to transmit orders promptly. Each Fund may accept purchase and redemption orders as of the time of their receipt by certain financial intermediaries (or their designated intermediaries).

The Board has adopted procedures for valuing investments (the “Procedures”) and has delegated to the investment adviser(s) the daily valuation of such investments. Pursuant to the Procedures, securities and other investments held by a Fund are generally valued at market value. Exchange-listed investments (including certain derivatives) are normally valued at last sale or closing prices. Exchange-traded options are valued at the mean of the bid and asked prices at valuation time as reported by the Options Price Reporting Authority for U.S. listed options, or by the relevant exchange or board of trade for non-U.S. listed options. Non-exchange traded derivatives are normally valued on the basis of quotes obtained from brokers and dealers or independent pricing services. Most loans and other debt obligations are valued using prices supplied by one or more pricing services.

An instrument’s “fair value” is the amount that the owner might reasonably expect to receive for the instrument upon its current sale in the ordinary course of business. Under certain limited circumstances, a Fund may use fair value pricing if, for example, market prices or a pricing service’s prices (as applicable) are unavailable or deemed unreliable, or if events occur after the close of a securities market (usually a foreign market) and before portfolio assets are valued that cause or are likely to cause a market quotation to be unavailable or unreliable, such as corporate actions, regulatory news, or natural disasters or governmental actions that may affect investments in a particular sector, country or region. In addition, for foreign equity securities and total return swaps and futures contracts on foreign indices that meet certain criteria, the Board has approved the use of a fair value service that values such investments to reflect market trading that occurs after the close of the applicable foreign markets of comparable securities or other investments that have a strong correlation to the fair valued investments. An investment that is fair valued may be valued at a price higher or lower than (i) actual market quotations, (ii) the value determined by other funds using their own fair valuation procedures, or (iii) the price at which the investment could have been sold during the period in which fair valuation was used with respect to such investment to calculate a Fund’s NAV. Because foreign investments held by a Fund, if any, may trade on days when Fund shares are not priced, the value of such investments, and thus the net asset value of a Fund’s shares, can change on days when Fund shares cannot be redeemed or purchased. CRM has established a Valuation Committee that oversees the valuation of investments.

## Purchasing Shares

*Set forth below is information about the manner in which each Fund offers shares. A financial intermediary may offer Fund shares subject to variations in or elimination of the Fund sales charges (“variations”), provided such variations are described in this Prospectus. All variations described in Appendix B are applied by, and the responsibility of, the identified financial intermediary. Sales charge variations may apply to purchases, sales, exchanges and reinvestments of Fund shares and a shareholder transacting in Fund shares through an intermediary identified on Appendix B should read the terms and conditions of Appendix B carefully. See also “Shareholder Account Features – ‘Street Name’ Accounts.” For the variations applicable to shares offered through certain financial intermediaries, please see Appendix B – Financial Intermediary Sales Charge Variations. A variation that is specific to a particular financial intermediary is not applicable to shares held directly with a Fund or through another intermediary.*

You may purchase shares through your financial intermediary or by mailing an account application form to the transfer agent (see back cover for address). Purchase orders will be executed at the net asset value (plus any applicable sales charge) next determined after their receipt in proper form (meaning that the order is complete and contains all necessary information) by a Fund’s transfer agent. A Fund’s transfer agent or your financial intermediary must receive your purchase in proper form no later than the close of regular trading on the Exchange (normally 4:00 p.m. Eastern Time) for your purchase to be effected at that day’s net asset value. If you purchase shares through a financial intermediary, that intermediary may charge you a fee for executing the purchase for you.

Each Fund may suspend the sale of its shares at any time and any purchase order may be refused for any reason. The U.S. registered Calvert funds generally do not accept investments from residents of the European Union, the United Kingdom or Switzerland. The funds also do not accept investments from other non-U.S. residents, provided that a fund may accept investments from certain non-U.S. investors at the discretion of the principal underwriter. The Funds do not issue share certificates.

As used throughout this Prospectus, the term “employer sponsored retirement plan” includes the following: an employer sponsored pension or profit sharing plan that qualifies under section 401(a) of the Code (such as a 401(k) plan, money purchase pension, profit sharing and defined benefit plan); ERISA covered 403(b) plan; Taft-Hartley multi-employer plan; and non-qualified deferred compensation arrangements that operate in a similar manner to a qualified retirement plan (including 457 plans and executive deferred compensation arrangements). Individual Retirement Accounts (“IRAs”) are not employer sponsored retirement plans for purposes of this definition.

### Class A and Class C Shares

Your initial investment must be at least \$1,000. After your initial investment, additional investments may be made in any amount at any time by sending a check payable to the order of the Fund or the transfer agent directly to the transfer agent (see back cover for address). Please include your name and account number and the name of the Fund and Class of shares with each investment. Each Fund no longer accepts direct purchases of Class C shares by accounts for which no broker-dealer or other financial intermediary is specified. Any direct purchase received by a Fund's transfer agent for Class C shares for such accounts will automatically be invested in Class A shares.

The minimum initial investment amount and Fund policy of redeeming accounts with low account balances are waived for bank automated investing accounts, certain group purchase plans (including employer sponsored retirement plans and proprietary fee-based programs sponsored by financial intermediaries) and for persons affiliated with CRM, its affiliates and certain Fund service providers (as described in the SAI).

### Class I Shares

Your initial investment must be at least \$250,000, except as noted below. Class I shares are offered to clients of financial intermediaries who (i) charge such clients an ongoing fee for advisory, investment, consulting or similar services, or (ii) have entered into an agreement with the principal underwriter to offer Class I shares through a no-load network or platform. Such clients may include individuals, corporations, endowments, foundations and employer sponsored retirement plans. Class I shares may also be available through brokerage platforms of broker-dealer firms that have agreements with a Fund's principal underwriter to offer Class I shares solely when acting as an agent for the investor. An investor acquiring Class I shares through such platforms may be required to pay a commission and/or other forms of compensation to the broker. Each Fund offers other share classes that have different fees and expenses. Class I shares also are offered to investment and institutional clients of CRM and its affiliates and certain persons affiliated with CRM.

The Class I minimum initial investment is waived for persons affiliated with CRM, its affiliates and certain Fund service providers (as described in the SAI) and the ReFlow Liquidity Program. The minimum initial investment also is waived for: (i) permitted exchanges; (ii) employer sponsored retirement plans; (iii) corporations, endowments and foundations with assets of at least \$100 million; (iv) Class I shares purchased through the brokerage platforms described above; and (v) accounts of clients of financial intermediaries who (a) charge an ongoing fee for advisory, investment, consulting or similar services, or (b) have entered into an agreement with the principal underwriter to offer Class I shares through a no-load network or platform (in each case, as described above).

Class I shares may be purchased through a financial intermediary or by requesting your bank to transmit immediately available funds (Federal Funds) by wire. To make an initial investment by wire, you must complete an account application and telephone Calvert Shareholder Services at 1-800-368-2745 to be assigned an account number. You may request an account application by calling 1-800-368-2745 Monday through Thursday, 9:00 a.m. to 5:30 p.m. (Eastern Time) and Friday, 9:00 a.m. to 5:00 p.m. (Eastern Time). Shareholder Services must be advised by telephone of each additional investment by wire.

### Class R6 Shares

Class R6 shares are offered to employer sponsored retirement plans held in plan level or omnibus accounts; endowments; foundations; local, city, and state governmental institutions; corporations; charitable trusts; trust companies; private banks and their affiliates; and insurance companies; clients of Eaton Vance Investment Counsel; investors who purchase shares through asset-based fee programs of certain financial intermediaries that have entered into an agreement with the Fund's principal underwriter to offer Class R6 shares through such programs; and investment companies. In order to offer Class R6 shares to investors other than employer sponsored retirement plans, a financial intermediary must enter into a written agreement with the Fund's principal underwriter to offer such shares.

There is no initial investment minimum for: employer sponsored retirement plans; private banks and their affiliates; investors who purchase shares through asset-based fee programs as described above, provided the aggregate value of such program's assets under management invested in Calvert funds is at least \$1,000,000; and investment companies sponsored by the Calvert organization. For all other eligible investors, the initial investment must be at least \$1,000,000. Subsequent investments of any amount may be made at any time. Please call 1-800-368-2745 Monday through Thursday, 9:00 a.m. to 5:30 p.m. (Eastern Time) and Friday, 9:00 a.m. to 5:00 p.m. (Eastern Time) for further information.

Class R6 shares may be purchased through a financial intermediary or by requesting your bank to transmit immediately available funds (Federal Funds) by wire. To make an initial investment by wire, you must complete an account application and telephone Calvert Shareholder Services at 1-800-368-2745 to be assigned an account number. You may request an account application by calling 1-800-368-2745 Monday through Thursday, 9:00 a.m. to 5:30 p.m. (Eastern Time) and Friday, 9:00 a.m. to 5:00 p.m. (Eastern Time). Shareholder Services must be advised by telephone of each additional investment by wire.

**Subsequent Investments.** Subsequent investments of any amount may be made at any time, including through automatic investment each month or quarter from your bank account. You may make automatic investments of \$50 or more each month or each quarter from your bank account provided such investments equal a minimum of \$200 per year. You can establish bank automated investing on the account application or by providing written instructions to the Fund's transfer agent. Please call 1-800-368-2745 Monday through Thursday, 9:00 a.m. to 5:30 p.m. (Eastern Time) and Friday, 9:00 a.m. to 5:00 p.m. (Eastern Time) for further information.

You also may make additional investments by accessing your account via the Calvert website at [www.calvert.com](http://www.calvert.com). The trade date of purchases made through the Internet from a pre-designated bank account will be the day the purchase is requested through the Calvert website (provided the request is on a business day and submitted no later than the close of regular trading on the Exchange). For more information about purchasing shares through the Internet, please call 1-800-368-2745 Monday through Thursday, 9:00 a.m. to 5:30 p.m. (Eastern Time) and Friday, 9:00 a.m. to 5:00 p.m. (Eastern Time).

**Inactive Accounts.** In accordance with state "unclaimed property" (also known as "escheatment") laws, your Fund shares may legally be considered abandoned and required to be transferred to the relevant state if no account activity or contact with the Fund or your financial intermediary occurs within a specified period of time. Please initiate contact at least once per calendar year and maintain a current and valid mailing address on record for your account. For more information, please see <https://www.calvert.com/mutual-funds-and-abandoned-property.php> or please contact us at 1-800-368-2745.

**Restrictions on Excessive Trading and Market Timing.** The Funds are not intended for excessive trading or market timing. Market timers seek to profit by rapidly switching money into a fund when they expect the share price of the fund to rise and taking money out of the fund when they expect those prices to fall. By realizing profits through short-term trading, shareholders that engage in rapid purchases and sales (including exchanges, if permitted) of a fund's shares may dilute the value of shares held by long-term shareholders. Volatility resulting from excessive purchases and sales of fund shares, especially involving large dollar amounts, may disrupt efficient portfolio management. In particular, excessive purchases and sales of a fund's shares may cause a fund to have difficulty implementing its investment strategies, may force the fund to sell portfolio securities at inopportune times to raise cash or may cause increased expenses (such as increased brokerage costs, realization of taxable capital gains without attaining any investment advantage or increased administrative costs).

A fund that invests all or a portion of its assets in foreign securities may be susceptible to a time zone arbitrage strategy in which shareholders attempt to take advantage of fund share prices that may not reflect developments in a foreign securities market that occur after the close of such market but prior to the pricing of fund shares. In addition, a fund that invests in securities that are, among other things, thinly traded, traded infrequently or illiquid, is susceptible to the risk that the current market price for such securities may not accurately reflect current market values. A shareholder may seek to engage in short-term trading to take advantage of these pricing differences (commonly referred to as "price arbitrage"). The investment adviser(s) and sub-adviser(s) are authorized to use the fair value of a security if prices are unavailable or are deemed unreliable (see "Valuing Shares"). The use of fair value pricing and the restrictions on excessive trading and market timing described below are intended to reduce a shareholder's ability to engage in price or time zone arbitrage to the detriment of the Funds.

The Boards of the Calvert funds have adopted policies to discourage short-term trading and market timing and to seek to minimize their potentially detrimental effects (the "Policy"). Under the Policy, the Board has delegated to Eaton Vance Management, acting in its capacity as the Fund's sub-transfer agent ("Eaton Vance") the responsibility to reject or cancel a purchase order, suspend or terminate an exchange privilege or terminate the ability of a shareholder to invest in the Calvert funds if Eaton Vance determines that a proposed transaction involves market timing or excessive trading that it believes is likely to be detrimental to a Fund.

Pursuant to the Policy, "two round-trips" completed by a Fund shareholder within 90 days through one or more accounts (the "Limitation") generally will be deemed to be indicative of market timing or trading excessively in fund shares. A "round trip" is defined as a purchase or exchange into a Fund followed or preceded by a redemption or exchange out of the Fund. Purchases and redemptions subject to the Limitation include those made by exchanging to or from another fund. Eaton Vance will evaluate transactions in Fund shares that violate the Limitation to determine whether they are likely to be detrimental to the Fund. In making such a determination, Eaton Vance may consider various factors, such as the amount, frequency and nature of trading activity. If such a determination is made, a Fund shareholder may be subject to restrictions on trading Fund shares, as described above. Eaton Vance uses reasonable efforts to detect market timing and excessive trading activity that is likely to be detrimental to a Fund, but it cannot ensure that it will be able to identify all such cases. Eaton Vance may also reject or cancel any purchase order (including an exchange) from a shareholder or group of shareholders for any other reason. In applying the Policy, and in particular when

determining whether a transaction is likely to be detrimental to a Fund, Eaton Vance will be required to make judgments that are inherently subjective and will depend on the specific facts and circumstances. Such determinations will be made in a manner believed to be in the best interest of a Fund's shareholders. No Calvert fund has any arrangement to permit market timing.

The following Fund share transactions generally are exempt from the Policy because they generally do not raise market timing or excessive trading concerns:

- transactions (i) made pursuant to a Fund's systematic purchase, exchange or redemption plan, (ii) made as the result of automatic reinvestment of dividends or distributions, or (iii) initiated by a Fund (e.g., for transactions due to a failure to meet applicable account minimums);
- transactions made by participants in employer sponsored retirement plans involving (i) participant payroll or employer contributions or loan repayments, (ii) redemptions as part of plan terminations or at the direction of the plan, mandatory retirement distributions, or (iii) rollovers;
- transactions in shares of Calvert Ultra-Short Duration Income Fund; or
- investments in a fund by ReFlow in connection with the ReFlow liquidity program (if applicable to a Fund, the ReFlow liquidity program is described under "Investment Objectives & Principal Policies and Risks" above).

The following Fund share transactions generally are exempt from the Limitation; however, these transactions are subject to monitoring by Eaton Vance and may be subject to restrictions if deemed likely to be detrimental to a Fund:

- transactions made by model-based discretionary advisory accounts; or
- transactions made by funds that invest in a Fund as part of an asset reallocation in accordance with their investment policies or in response to Fund inflows and outflows.

It may be difficult for Eaton Vance to identify market timing or excessive trading in omnibus accounts traded through financial intermediaries. Eaton Vance has provided guidance to financial intermediaries (such as banks, broker-dealers, insurance companies and retirement administrators) concerning the application of the Policy to Fund shares held in omnibus accounts maintained and administered by such intermediaries, including guidance concerning situations where market timing or excessive trading is considered to be detrimental to a Fund. Eaton Vance may rely on a financial intermediary's policy to restrict market timing and excessive trading if it believes that policy is likely to prevent market timing that is likely to be detrimental to the Fund. Such policy may be more or less restrictive than the Policy. Although Eaton Vance reviews trading activity at the omnibus account level for activity that indicates potential market timing or excessive trading activity, Eaton Vance typically will not request or receive individual account data unless suspicious trading activity is identified. Eaton Vance generally relies on financial intermediaries to monitor trading activity in omnibus accounts in good faith in accordance with their own policies or the Policy. Eaton Vance cannot ensure that these financial intermediaries will in all cases apply the Policy or their own policies, as the case may be, to accounts under their control.

**Choosing a Share Class.** Each Fund offers different classes of shares. The different classes of shares represent investments in the same portfolio of securities, but the classes are subject to different expenses and privileges, and will likely have different share prices due to differences in class expenses. A share class also may be subject to a sales charge. In choosing the class of shares that suits your investment needs, you should consider:

- how long you expect to own your shares;
- how much you intend to invest; and
- the total operating expenses associated with owning each class.

Each investor's considerations are different. You should speak with your financial intermediary to help you decide which class of shares to purchase. Set forth below is a brief description of each class of shares offered by the Funds.

**Class A shares** are offered at net asset value plus a front-end sales charge of up to 4.75%. This charge is deducted from the amount you invest. The Class A sales charge is reduced for purchases of \$50,000 or more. The sales charge applicable to your purchase may be reduced under the right of accumulation or a statement of intention, which are described in "Reducing or Eliminating Class A Sales Charges" under "Sales Charges" below. Some investors may be eligible to purchase Class A shares at net asset value under certain circumstances, which are also described below. Class A shares pay distribution and service fees equal to 0.25% annually of average daily net assets.

**Class C shares** are offered through financial intermediaries at net asset value with no front-end sales charge. If you sell your Class C shares within 12 months of purchase, you generally will be subject to a contingent deferred sales charge or "CDSC." The CDSC is deducted from your redemption proceeds. Under certain circumstances, the CDSC for Class C may be waived (such as certain redemptions from employer sponsored retirement plans). See "CDSC Waivers" under "Sales Charges" below. Class C shares pay distribution and service fees equal to 1.00% annually of average daily net assets. Orders for Class C shares of one or more Calvert funds will be refused when the total value of the purchase (including the aggregate market value of all

Calvert fund shares held within the purchasing shareholder's account(s) is \$1 million or more. Investors considering cumulative purchases of \$1 million or more should consider whether another Class of shares would be more appropriate and consult their financial intermediary. Each Fund no longer accepts direct purchases of Class C shares by accounts for which no broker-dealer or other financial intermediary is specified. Any direct purchase received by a Fund's transfer agent for Class C shares for such accounts will automatically be invested in Class A shares. In addition, Class C shares held in an account for which no financial intermediary is specified and which are not subject to a CDSC will periodically be converted to Class A shares.

**Class I shares** are offered to clients of financial intermediaries who (i) charge such clients an ongoing fee for advisory, investment, consulting or similar services, or (ii) have entered into an agreement with the principal underwriter to offer Class I shares through a no-load network or platform. Such clients may include individuals, corporations, endowments, foundations and employer sponsored retirement plans. Class I shares may also be available through brokerage platforms of broker-dealer firms that have agreements with the Fund's principal underwriter to offer Class I shares solely when acting as an agent for the investor. An investor acquiring Class I shares through such platforms may be required to pay a commission and/or other forms of compensation to the broker. Class I shares are also offered to investment and institutional clients of CRM and its affiliates, and certain persons affiliated with CRM (including employees, officers and directors of CRM's affiliates). Class I shares do not pay distribution or service fees.

**Class R6 shares** are offered at net asset value to employer sponsored retirement plans and certain other investors as described under "Class R6 Shares" above. Class R6 shares are not subject to distribution fees, service fees or sub-accounting/recordkeeping or similar fees paid to financial intermediaries.

**Payments to Financial Intermediaries.** In addition to payments disclosed under "Sales Charges" below, the principal underwriter, out of its own resources, may make cash payments to certain financial intermediaries who provide marketing support, transaction processing and/or administrative services and, in some cases, include some or all Calvert funds in preferred or specialized selling programs. Payments made by the principal underwriter to a financial intermediary may be significant and are typically in the form of fees based on Fund sales, assets, transactions processed and/or accounts attributable to that financial intermediary. Financial intermediaries also may receive amounts from the principal underwriter in connection with educational or due diligence meetings that include information concerning Calvert funds. The principal underwriter may pay or allow other promotional incentives or payments to financial intermediaries to the extent permitted by applicable laws and regulations.

Certain financial intermediaries that maintain fund accounts for the benefit of their customers provide sub-accounting, recordkeeping and/or administrative services to the Calvert funds and are compensated for such services by the funds, provided that no such compensation is paid with respect to Class R6 shares. As used in this Prospectus, the term "financial intermediary" includes any broker, dealer, bank (including bank trust departments), registered investment adviser, financial planner, a retirement plan and/or its administrator, their designated intermediaries and any other firm having a selling, administration or similar agreement with the principal underwriter or its affiliates.

## Sales Charges

**Class A Front-End Sales Charge.** Class A shares are offered at net asset value per share plus a sales charge that is determined by the amount of your investment. The current sales charge schedule is:

Amount of Purchase	Sales Charge* as a Percentage of Offering Price	Sales Charge* as a Percentage of Net Amount Invested	Dealer Commission as a Percentage of Offering Price
Less than \$50,000	4.75%	4.99%	4.00%
\$50,000 but less than \$100,000	3.75%	3.90%	3.00%
\$100,000 but less than \$250,000	2.75%	2.83%	2.25%
\$250,000 but less than \$500,000	1.75%	1.78%	1.25%
\$500,000 but less than \$1,000,000	1.00%	1.01%	0.80%
\$1,000,000 and over	0.00**	0.00**	TIERED**

\* Because the offering price per share is rounded to two decimal places, the actual sales charge you pay on a purchase of Class A shares may be more or less than your total purchase amount multiplied by the applicable sales charge percentage.

\*\* No sales charge is payable at the time of purchase on investments of \$1 million or more. The principal underwriter will pay a commission to financial intermediaries on sales of \$1 million or more as follows: 0.80% on amounts of \$1 million or more but less than \$2 million; plus 0.64% on amounts of \$2 million or more but less than \$3 million; plus 0.40% on amounts of \$3 million or more but less than \$50 million; plus 0.20% on amounts of \$50 million or more but less than \$100 million; plus 0.12% on amounts of \$100 million or more. A CDSC of up to 0.80% will be imposed on such investments (as described below) in the event of redemptions within 12 months of purchase.



**Reducing or Eliminating Class A Sales Charges.** Front-end sales charges on purchases of Class A shares may be reduced under the right of accumulation or under a statement of intention. To receive a reduced sales charge, you must inform your financial intermediary or a Fund at the time you purchase shares that you qualify for such a reduction. If you do not let your financial intermediary or the Fund know you are eligible for a reduced sales charge at the time of purchase, you will not receive the discount to which you may otherwise be entitled.

**Right of Accumulation.** Under the right of accumulation, the sales charge you pay is reduced if the current market value of your holdings in a Fund or any other Calvert fund (based on the current maximum public offering price) plus your new purchase total \$50,000 or more. Shares owned by you, your spouse and children under age twenty-one may be combined for purposes of the right of accumulation, including shares held for the benefit of any of you in omnibus or “street name” accounts. In addition, shares held in a trust or fiduciary account of which any of the foregoing persons is the sole beneficiary (including employer sponsored retirement plans and IRAs) may be combined for purposes of the right of accumulation. Shares purchased and/or owned in a SEP, SARSEP and SIMPLE IRA plan may be combined for purposes of the right of accumulation for the plan and its participants. You may be required to provide documentation to establish your ownership of shares included under the right of accumulation (such as account statements for you, your spouse and children or marriage certificates, birth certificates and/or trust or other fiduciary-related documents).

**Statement of Intention.** Under a statement of intention, purchases of \$50,000 or more made over a 13-month period are eligible for reduced sales charges. Shares eligible under the right of accumulation (other than those included in employer sponsored retirement plans) may be included to satisfy the amount to be purchased under a statement of intention. Under a statement of intention, the principal underwriter may hold 5% of the dollar amount to be purchased in escrow in the form of shares registered in your name until you satisfy the statement or the 13-month period expires. A statement of intention does not obligate you to purchase (or a Fund to sell) the full amount indicated in the statement. If during the 13-month period you redeem any of the shares that you purchased pursuant to the statement of intention, the value of the redeemed shares will not be included for purposes of satisfying your statement of intention. For additional information about statements of intention, see “Sales Charges” in the SAI.

Class A shares are offered at net asset value (without a sales charge) to accounts of clients of financial intermediaries who (i) charge an ongoing fee for advisory, investment, consulting or similar services, or (ii) have entered into an agreement with the principal underwriter to offer Class A shares through a no-load network or platform, or self-directed brokerage accounts that may or may not charge transaction fees to customers; or (iii) employer sponsored retirement plans. Class A shares also are offered at net asset value to investment and institutional clients of CRM and its affiliates; certain persons affiliated with CRM; direct purchases of shares by accounts where no financial intermediary is specified; and to certain fund service providers as described in the SAI. Class A shares are also offered at net asset value to shareholders who make a permitted direct transfer or roll-over to a Calvert prototype IRA from an employer-sponsored retirement plan previously invested in Calvert funds (applicable only to the portion previously invested in Calvert funds), provided that sufficient documentation is provided to the transfer agent of such transfer or roll-over at the time of the account opening. Class A shares may also be purchased at net asset value pursuant to the exchange privilege and when distributions are reinvested. A financial intermediary may not, in accordance with its policies and procedures, offer one or more of the waiver categories described above and shareholders should consult their financial intermediary for more information. The Fund may eliminate, modify or add to the terms of these sales charge waivers at any time without providing notice to shareholders.

**Contingent Deferred Sales Charge.** Class A and Class C shares are subject to a CDSC on certain redemptions. The CDSC generally is paid to the principal underwriter. Class A shares purchased at net asset value in amounts of \$1 million or more are subject to a 0.80% CDSC if redeemed within 12 months of purchase. Class C shares are subject to a 1.00% CDSC if redeemed within 12 months of purchase. CDSCs are based on the lower of the net asset value at the time of purchase or at the time of redemption. Shares acquired through the reinvestment of distributions are exempt from the CDSC. Redemptions are made first from shares that are not subject to a CDSC.

The sales commission payable to financial intermediaries in connection with sales of Class C shares is described under “Distribution and Service Fees” below.

**CDSC Waivers.** CDSCs are waived for certain redemptions pursuant to a Withdrawal Plan (see “Shareholder Account Features”) and in connection with certain redemptions from employer sponsored retirement plans or IRAs to satisfy required minimum distributions or to return excess contributions made to IRAs, if applicable. The CDSC is also waived following the death of a beneficial owner of shares (a death certificate and other applicable documents may be required). In addition, redemptions of Class C shares by certain employer sponsored retirement plans are not subject to a CDSC if the principal underwriter did not compensate such plans’ financial intermediary at the time of sale as described under “Distribution and Service Fees.”

**Conversion Feature.** Effective November 5, 2020 (the “Effective Date”), Class C shares of a Fund will convert automatically to Class A shares of the Fund during the month following the eight year anniversary of the purchase of such Class C shares. If a financial intermediary that maintains a Class C shareholder’s account has not tracked the holding period for Class C shares, Class C shares held as of the Effective Date will automatically convert to Class A shares eight years after the Effective Date. In addition, Class C shares held in an account with each Fund’s transfer agent for which no financial intermediary is specified and that are not subject to a CDSC will be converted to Class A shares of the Fund periodically.

In some circumstances, the Board may determine to cease to offer and subsequently close an existing class of Fund shares. In such circumstances, the Fund may automatically convert the shares for such class into another share class, subject to prior notice to shareholders of the impacted class. Any such conversion will occur at the respective net asset value of each class as of the conversion date without the imposition of any fee or other charges by the Fund.

**Distribution and Service Fees.** Class A and Class C shares have in effect plans under Rule 12b-1 that allow each Fund to pay distribution fees for the sale and distribution of shares and service fees for personal and/or shareholder account services (so-called “12b-1 fees”). Class C shares pay distribution fees to the principal underwriter of 0.75% of average daily net assets annually. Because these fees are paid from Fund assets on an ongoing basis, they will increase your cost over time and may cost you more than paying other types of sales charges. The principal underwriter generally compensates financial intermediaries on sales of Class C shares (except exchange transactions and reinvestments) in an amount equal to 1% of the purchase price of the shares. After the first year, such financial intermediaries also receive 0.75% of the value of outstanding Class C shares sold by such financial intermediaries in annual distribution fees. With respect to purchases of Class C shares by certain employer sponsored retirement plans, the principal underwriter does not compensate the financial intermediary at the time of sale. In such cases, the financial intermediary receives 0.75% of the value of outstanding Class C shares sold by such financial intermediary in annual distribution fees immediately after the sale. Class C shares also pay service fees to the principal underwriter equal to 0.25% of average daily net assets annually. Class A shares pay distribution and service fees equal to 0.25% of average daily net assets annually (for Balanced Fund, such fee is applied on assets under management over \$30 million). After the sale of Class A shares, the principal underwriter receives the Class A distribution and service fees and generally the financial intermediary receives such fees immediately after the sale. After the sale of Class C shares, the principal underwriter generally receives the Class C service fees for one year, thereafter financial intermediaries generally receive such fees. With respect to purchases of Class C shares by certain employer sponsored retirement plans, the financial intermediary also receives the service fees from the principal underwriter immediately after the sale. Such amounts are generally paid to financial intermediaries by the principal underwriter based on the value of shares sold by such financial intermediaries for shareholder servicing performed by such intermediaries. Distribution and service fees are subject to the limitations contained in the sales charge rule of the Financial Industry Regulatory Authority, Inc.

**More information about Fund sales charges is available free of charge on the Calvert website at [www.calvert.com](http://www.calvert.com) and in the SAI. Please consult the Calvert website for any updates to Fund sales charge information before making a purchase of Fund shares. Please consult your financial intermediary with respect to any sales charge variations listed on Appendix B.**

## Redeeming Shares

You can redeem shares in any of the following ways:

By Mail	Send your request to the transfer agent (see back cover for address). The request must be signed exactly as your account is registered (for instance, a joint account must be signed by all registered owners to be accepted) and a Medallion signature guarantee may be required. Circumstances that may require a Medallion signature guarantee include, but are not limited to, requests to distribute redemption proceeds to a party other than the registered account owner(s); requests to mail redemption proceeds to an address other than the address of record; requests to distribute proceeds to a bank account not on file; requests to re-issue uncashed checks representing redemption proceeds; or transaction requests from an account beneficiary when an account owner is deceased. You can obtain a Medallion signature guarantee at banks, savings and loan institutions, credit unions, securities dealers, securities exchanges, clearing agencies and registered securities associations that participate in The Securities Transfer Agents Medallion Program, Inc. (STAMP, Inc.). Only Medallion signature guarantees issued in accordance with STAMP, Inc. will be accepted. You may be asked to provide additional documents if your shares are registered in the name of a corporation, partnership or fiduciary.
By Telephone	Certain shareholders can redeem by calling 1-800-368-2745 Monday through Thursday, 9:00 a.m. to 5:30 p.m. (Eastern Time) and Friday, 9:00 a.m. to 5:00 p.m. (Eastern Time). Proceeds of a telephone redemption are generally limited to \$100,000 per account (which may include shares of one or more Calvert funds) and can be sent only to the account address or to a bank pursuant to prior instructions.
By Internet	Certain shareholders can redeem by logging on to the Calvert website at <a href="http://www.calvert.com">www.calvert.com</a> . Proceeds of internet redemptions are generally limited to \$100,000 per account (which may include shares of one or more Calvert funds) and can be sent only to the account address or to a bank pursuant to prior instructions.
For Additional Information	Please call 1-800-368-2745 Monday through Thursday, 9:00 a.m. to 5:30 p.m. (Eastern Time) and Friday, 9:00 a.m. to 5:00 p.m. (Eastern Time).
Through a Financial Intermediary	Your financial intermediary is responsible for transmitting the order promptly. A financial intermediary may charge a fee for this service.

A redemption may be requested by sending a Medallion signature guaranteed letter of instruction to the transfer agent (see back cover for address) or, for telephone redemptions as described above, by calling 1-800-368-2745. Certain redemption requests, including those involving shares held by certain corporations, trusts or certain other entities and shares that are subject to certain fiduciary arrangements, may require additional documentation and may be redeemed only by mail. The Funds' transfer agent or your financial intermediary must receive your redemption in proper form (meaning that it is complete and contains all necessary information) no later than the close of regular trading on the Exchange (normally 4:00 p.m. Eastern Time) for your redemption to be effected at that day's net asset value. Redemption proceeds are reduced by the amount of any applicable CDSC and any federal income and state tax required to be withheld.

Redemption proceeds typically are paid to the redeeming shareholder in cash up to two business days after the redemption, but payment could take up to seven days, as permitted by the 1940 Act for the reasons discussed below. The actual number of days following receipt of a redemption request in which the Fund typically expects to pay redemption proceeds generally will depend on how you hold your shares with the Fund.

If your shares are held in a "street name" account with a financial intermediary (see "Shareholder Account Features – 'Street Name' Accounts"), your intermediary will elect through National Securities Clearing Corporation ("NSCC") to settle redemptions either one business day or two business days after the redemption date and redemption proceeds normally will be wired to your financial intermediary on the settlement date pursuant to that election.

If your shares are held directly with the Funds' transfer agent, redemptions normally will be settled in one business day after the redemption date and redemption proceeds will be sent by regular mail on such date. However, if you have given proper written authorization in advance, you may request that redemption proceeds be wired on the settlement date directly to your bank account in any bank in the United States. While not currently charged by a Fund, you may be required to pay a wire transfer fee by your bank. If you request expedited mail delivery of your redemption proceeds and the Fund is able to accommodate your request, charges may apply. You may redeem all or a portion of the shares from your account on any day the Fund is open for business, provided

the amount requested is not on hold or held in escrow pursuant to a statement of intention. When you purchase by check or with ACH funds transfer, the purchase will be on hold for up to 10 days from the date of receipt. During the hold period, redemption proceeds will not be sent until the transfer agent is reasonably satisfied that the purchase payment has been collected.

Each Fund typically expects to meet redemption requests by (i) distributing any cash holdings, (ii) selling portfolio investments and/or (iii) borrowing from a bank under a line of credit. In addition to the foregoing, the Fund also may distribute securities as payment (a so-called “redemption in-kind”), in which case the redeeming shareholder may pay fees and commissions to convert the securities to cash. Unless requested by a shareholder, each Fund generally expects to limit use of redemption in-kind to stressed market conditions, but is permitted to do so in other circumstances. A shareholder who wishes to receive redemption proceeds in-kind must notify a Fund on or before submitting the redemption request by calling 1-800-368-2745. Securities distributed in a redemption in-kind would be valued pursuant to each Fund’s valuation procedures and selected by the investment adviser. If a shareholder receives securities in a redemption in-kind, the shareholder could incur brokerage or other charges in converting the securities to cash and the value of such securities would be subject to price fluctuations until sold. There can be no assurance that each Fund will manage liquidity successfully in all market environments. As a result, a Fund may not be able to pay redemption proceeds in a timely fashion because of unusual market conditions, an unusually high volume of redemption requests or other factors. Additional information about redemptions in-kind, including the procedures for submitting such redemption requests, is contained in each Fund’s SAI.

If your account value falls below \$750, you may be asked either to add to your account or redeem it within 60 days. If you take no action, your account will be redeemed at net asset value and the proceeds sent to you.

## Shareholder Account Features

**Distributions.** You may have your Fund distributions paid in one of the following ways:

- **Full Reinvest Option** Distributions are reinvested in additional shares. *This option will be assigned if you do not specify an option.*
- **Partial Reinvest Option** Dividends and short-term capital gains are paid in cash\* and long-term capital gains are reinvested in additional shares.
- **Cash Option** Distributions are paid in cash.\*
- **Exchange Option** Distributions are reinvested in additional shares of any class of another Calvert fund chosen by you, subject to the terms of that fund’s prospectus. Before selecting this option, you must obtain a prospectus of the other fund and consider its objectives, risks, and charges and expenses carefully.

\* If any distribution check remains uncashed for six months, CRM reserves the right to invest the amount represented by the check in Fund shares at the then-current net asset value of the Fund and all future distributions will be reinvested.

**Information about the Funds.** From time to time, you may receive the following:

- Semiannual and annual reports containing a list of portfolio holdings as of the end of the second and fourth fiscal quarters, respectively, performance information and financial statements.
- Periodic account statements, showing recent activity and total share balance.
- Tax information needed to prepare your income tax returns.
- Proxy materials, in the event a shareholder vote is required.
- Special notices about significant events affecting your Fund.

Most fund information (including semiannual and annual reports, prospectuses and proxy statements) as well as your periodic account statements can be delivered electronically. For more information please go to [www.calvert.com](http://www.calvert.com).

The Calvert funds have established policies and procedures with respect to the disclosure of portfolio holdings and other information concerning Fund characteristics. A description of these policies and procedures is provided below and additionally in the SAI. Such policies and procedures regarding disclosure of portfolio holdings are designed to prevent the misuse of material, non-public information about the funds.

Each Fund will file information regarding its portfolio holdings with the SEC on its Form N-PORT. Each Fund’s annual and semiannual reports (as filed on Form N-CSR) and certain information filed on Form N-PORT may be viewed on the SEC’s website ([www.sec.gov](http://www.sec.gov)). The most recent fiscal quarter-end holdings may also be viewed on the Calvert website ([www.calvert.com](http://www.calvert.com)). Portfolio holdings information that is filed with the SEC is posted on the Calvert website approximately 60 days after the end of the quarter to which it relates. Portfolio holdings information as of each month end is posted to the website approximately one month after such month

end. Each Fund also posts information about certain portfolio characteristics (such as top ten holdings and asset allocation) at least quarterly on the Calvert website approximately ten business days after the period and each Fund may also post performance attribution as of a month end or more frequently if deemed appropriate.

**Withdrawal Plan.** You may redeem shares on a regular periodic basis by establishing a systematic withdrawal plan. Withdrawals will not be subject to any applicable CDSC if they are, in the aggregate, less than or equal to 12% annually of the greater of either the initial account balance or the current account balance. Because purchases of Class A shares are generally subject to an initial sales charge, Class A shareholders should not make withdrawals from their accounts while also making purchases.

**Exchange Privilege.** Each class of Fund shares may be exchanged for shares of the same Class of another Calvert fund. Exchanges are made at net asset value. If your shares are subject to a CDSC, the CDSC will continue to apply to your new shares at the same CDSC rate. For purposes of the CDSC, your shares will continue to age from the date of your original purchase of Fund shares. Except as described below, any class of shares of a fund may be exchanged for any other class of shares of that fund, provided that the shares being exchanged are no longer subject to a CDSC and the conditions for investing in the other class of shares described in the applicable prospectus are satisfied. Class C shares are not permitted to be exchanged to Class A shares unless the CDSC has expired and the exchange is made to facilitate the shareholder's participation in a fee-based advisory program. See also Appendix B to this Prospectus.

Before exchanging, you should read the prospectus of the new fund carefully. Exchanges are subject to the terms applicable to purchases of the new fund's shares as set forth in its prospectus. If you wish to exchange shares, write to the transfer agent (see back cover for address), log on to your account at [www.calvert.com](http://www.calvert.com) or call 1-800-368-2745. Periodic automatic exchanges are also available. The exchange privilege may be changed or discontinued at any time. You will receive at least 60 days' notice of any material change to the privilege. This privilege may not be used for "market timing" and may be terminated for market timing accounts or for any other reason. For additional information, see "Restrictions on Excessive Trading and Market Timing" under "Purchasing Shares." Ordinarily exchanges between different funds are taxable transactions for federal tax purposes, while permitted exchanges of one class for shares of another class of the same fund are not. Shareholders should consult their tax advisors regarding the applicability of federal, state, local and other taxes to transactions in Fund shares.

**Reinvestment Privilege.** If you redeem shares, you may reinvest at net asset value all or any portion of the redemption proceeds in the same account and in the same class of shares of the Fund you redeemed from or another Fund, provided that the reinvestment occurs within 90 days of the redemption, the privilege has not been used more than once in the prior 12 months, the redeemed shares were subject to a front-end sales charge or CDSC and that you are otherwise eligible to invest in that class. Under these circumstances your account will be credited with any CDSC paid in connection with the redemption. Any CDSC period applicable to the shares you acquire upon reinvestment will run from the date of your original share purchase. For requests for reinvestment sent to the Fund's transfer agent, the request must be in writing. At the time of a reinvestment, you or your financial intermediary must notify the Fund or the transfer agent that you are reinvesting redemption proceeds in accordance with this privilege. If you reinvest, your purchase will be at the next determined net asset value following receipt of your request.

**Telephone and Electronic Transactions.** You can redeem or exchange shares by telephone as described in this Prospectus. In addition, certain transactions may be conducted through the Calvert website. The transfer agent and the principal underwriter have procedures in place to authenticate telephone and electronic instructions (such as using security codes or verifying personal account information). As long as the transfer agent and principal underwriter follow reasonable procedures, they will not be responsible for unauthorized telephone or electronic transactions and you bear the risk of possible loss resulting from these transactions. You may decline the telephone redemption option on the account application. Telephone instructions are recorded. You should verify the accuracy of your confirmation statements immediately upon receipt and notify Calvert Shareholder Services of any inaccuracies.

**"Street Name" Accounts.** If your shares are held in a "street name" account at a financial intermediary, that intermediary (and not the Fund or its transfer agent) will perform all recordkeeping, transaction processing and distribution payments. Because the Fund does not maintain an account for you, you should contact your financial intermediary to make transactions in shares, make changes in your account, or obtain account information. You will not be able to utilize a number of shareholder features, such as telephone or internet transactions, directly with a Fund and certain features may be subject to different requirements. If you transfer shares in a "street name" account to an account with another financial intermediary or to an account directly with a Fund, you should obtain historical information about your shares prior to the transfer. If you fail to provide your full account history to your new financial intermediary following a transfer, you may be ineligible for certain features of a Fund.

**Procedures for Opening New Accounts.** To help the government fight the funding of terrorism and money laundering activities, federal law requires financial institutions to obtain, verify and record information that identifies each new customer who opens an account with a Fund and to determine whether such person's name appears on government lists of known or suspected terrorists or terrorist organizations. When you open an account, the transfer agent or your financial intermediary will ask you for your name, address, date of birth (for individuals), residential or business street address (although post office boxes are still permitted for mailing) and social security number, taxpayer identification number, or other government-issued identifying number. You also may be

asked to produce a copy of your driver's license, passport or other identifying documents in order to verify your identity. In addition, it may be necessary to verify your identity by cross-referencing your identification information with a consumer report or other electronic databases. Other information or documents may be required to open accounts for corporations and other entities. Federal law prohibits a Fund and other financial institutions from opening a new account unless they receive the minimum identifying information described above. If a person fails to provide the information requested, any application by that person to open a new account will be rejected. Moreover, if the transfer agent or the financial intermediary is unable to verify the identity of a person based on information provided by that person, it may take additional steps including, but not limited to, requesting additional information or documents from the person, closing the person's account or reporting the matter to the appropriate federal authorities. If your account is closed for this reason, your shares may be automatically redeemed at the net asset value next determined. If a Fund's net asset value has decreased since your purchase, you will lose money as a result of this redemption. Each Fund has also designated an anti-money laundering compliance officer.

**Account Questions.** If you have any questions about your account or the services available, please call Calvert Shareholder Services at 1-800-368-2745 Monday through Thursday, 9:00 a.m. to 5:30 p.m. (Eastern Time) and Friday, 9:00 a.m. to 5:00 p.m. (Eastern Time), or write to the transfer agent (see back cover for address).

## Additional Tax Information

Balanced Fund expects to pay distributions quarterly, and Equity Fund, Mid-Cap Fund and Small-Cap Fund expect to pay distributions annually. Distributions may not be paid if Fund (and/or Class) expenses exceed Fund income for the period. Different Classes of a Fund will generally distribute different amounts. Each Fund intends to distribute any net realized capital gains (if any) annually. It may also be necessary, in order to qualify for favorable tax treatment and to avoid any Fund-level tax, for each Fund to make a special income and/or capital gains distribution at the end of the calendar year.

Distributions of a Fund's investment income (other than qualified income, which is described below) and net realized short-term capital be taxed as ordinary income. Distributions of net gains from investments held for more than one year generally will be taxed as long-term capital gains. Taxes on distributions of capital gains are determined by how long the Fund owned (or is treated as having owned) the investments that generated them, rather than how long a shareholder has owned his or her shares in the Fund. Distributions of investment income properly reported by a Fund as derived from "qualified dividend income" (as further described in the SAI) will be taxed in the hands of individuals at rates applicable to long-term capital gain provided holding period and other requirements are met at both the shareholder and the Fund level. Over time, distributions by each Fund can generally be expected to include ordinary income, qualified dividend income and capital gain distributions taxable as long-term capital gains. A portion of each Fund's income distributions may be eligible for the dividends-received deduction for corporations. A Fund's distributions will be taxable as described above whether they are paid in cash or reinvested in additional shares. A return of capital generally will not be taxable to shareholders but will reduce the cost basis of a shareholder's shares and result in a higher reported capital gain or a lower reported capital loss on a subsequent taxable disposition of such shares.

Investors who purchase shares at a time when a Fund's net asset value reflects gains that are either unrealized or realized but not distributed will pay the full price for the shares and then may receive some portion of the purchase price back as a taxable distribution. Certain distributions paid in January may be taxable to shareholders as if received on December 31 of the prior year. A redemption of Fund shares, including an exchange for shares of another fund, is generally a taxable transaction.

The net investment income of certain U.S. individuals, estates and trusts is subject to a 3.8% Medicare contribution tax. For individuals, the tax is on the lesser of the "net investment income" and the excess of modified adjusted gross income over \$200,000 (or \$250,000 if married filing jointly). Net investment income includes, among other things, interest, dividends, and gross income and capital gains derived from passive activities and trading in securities or commodities. Net investment income is reduced by deductions "properly allocable" to this income.

Each Fund expects to send shareholders a statement each February showing the tax status of all distributions for the prior calendar year.

Investments in foreign securities may be subject to foreign withholding taxes or other foreign taxes with respect to income (possibly including, in some cases, capital gains) which may decrease the yield on such securities. These taxes may be reduced or eliminated under the terms of an applicable tax treaty. Shareholders generally will not be entitled to claim a credit or deduction with respect to foreign taxes paid by a Fund. In addition, investments in foreign securities or foreign currencies may increase or accelerate a Fund's recognition of ordinary income and may affect the timing or amount of the Fund's distributions.

Under certain circumstances, shareholders may be entitled to claim a credit or deduction with respect to foreign taxes paid by a Fund. If more than 50% of a Fund's assets at taxable year end consists of the securities of foreign corporations, such Fund will be eligible to and generally intends to file an election for such taxable year which would require Fund shareholders to include in gross income their pro rata share of qualified foreign income taxes paid by such Fund (even though such amounts are not received by the shareholders) and could allow Fund shareholders, provided certain requirements are met, to use their pro rata portion of

such foreign income taxes as a foreign tax credit against their federal income taxes or, alternatively, for shareholders who itemize their tax deductions, to deduct their portion of such Fund's foreign taxes paid in computing their taxable federal income. However, even if a Fund qualifies to make such election for any year, it may determine not to do so.

A Fund may be required to withhold, for U.S. federal income tax purposes, a portion of the dividends, distributions and redemption proceeds payable to shareholders who fail to provide the Fund with their correct taxpayer identification number or make required certifications, or who have been notified by the Internal Revenue Service ("IRS") that they are subject to backup withholding. Certain shareholders are exempt from backup withholding. Backup withholding is not an additional tax and any amount withheld may be credited against a shareholder's U.S. federal income tax liability.

Certain foreign entities may be subject to a 30% withholding tax on ordinary dividend income paid under the Foreign Account Tax Compliance Act ("FATCA"). To avoid withholding, foreign financial institutions subject to FATCA must agree to disclose to the relevant revenue authorities certain information regarding their direct and indirect U.S. owners and other foreign entities must certify certain information regarding their direct and indirect U.S. owners to a Fund. In addition, the IRS and the Department of Treasury have issued proposed regulations providing that these withholding rules will not be applicable to the gross proceeds of share redemptions or capital gain dividends a Fund pays. For more detailed information regarding FATCA withholding and compliance, please refer to the SAI.

Shareholders should consult with their tax advisors concerning the applicability of federal, state, local and other taxes to an investment.

## Financial Highlights

The financial highlights are intended to help you understand a Fund's financial performance for the period(s) indicated. Certain information in the tables reflects the financial results for a single Fund share. The total returns in the tables represent the rate an investor would have earned (or lost) on an investment in a Fund (assuming reinvestment of all distributions at net asset value). This information has been audited by KPMG LLP, an independent registered public accounting firm. The reports of KPMG LLP and each Fund's financial statements are incorporated herein by reference and included in the Fund's annual report, which is available upon request.

	Balanced Fund							
	Year Ended September 30,							
	2020				2019			
	Class A	Class C	Class I	Class R6	Class A	Class C	Class I	Class R6 <sup>(11)</sup>
<b>Net asset value – Beginning of year</b>	\$ 34.28	\$ 33.14	\$ 34.97	\$34.98	\$ 33.14	\$ 32.09	\$ 33.77	\$31.46
Income (Loss) From Operations								
Net investment income <sup>(1)</sup>	\$ 0.41	\$ 0.14	\$ 0.50	\$ 0.51	\$ 0.44	\$ 0.20	\$ 0.54	\$ 0.36
Net realized and unrealized gain	3.67	3.55	3.76	3.75	2.24	2.15	2.28	3.55
<b>Total income from operations</b>	<b>\$ 4.08</b>	<b>\$ 3.69</b>	<b>\$ 4.26</b>	<b>\$ 4.26</b>	<b>\$ 2.68</b>	<b>\$ 2.35</b>	<b>\$ 2.82</b>	<b>\$ 3.91</b>
Less Distributions								
From net investment income	\$ (0.42)	\$ (0.17)	\$ (0.50)	\$ (0.53)	\$ (0.44)	\$ (0.20)	\$ (0.52)	\$ (0.39)
From net realized gain	(0.76)	(0.76)	(0.76)	(0.76)	(1.10)	(1.10)	(1.10)	—
<b>Total distributions</b>	<b>\$ (1.18)</b>	<b>\$ (0.93)</b>	<b>\$ (1.26)</b>	<b>\$ (1.29)</b>	<b>\$ (1.54)</b>	<b>\$ (1.30)</b>	<b>\$ (1.62)</b>	<b>\$ (0.39)</b>
<b>Net asset value – End of year</b>	<b>\$ 37.18</b>	<b>\$ 35.90</b>	<b>\$ 37.97</b>	<b>\$37.95</b>	<b>\$ 34.28</b>	<b>\$ 33.14</b>	<b>\$ 34.97</b>	<b>\$34.98</b>
<b>Total Return<sup>(2)</sup></b>	12.22%	11.39%	12.55%	12.57%	8.56%	7.77%	8.87%	12.44% <sup>(7)</sup>
Ratios/Supplemental Data								
Net assets, end of year (000's omitted)	\$686,408	\$65,760	\$212,490	\$4,298	\$619,744	\$54,062	\$140,961	\$ 230
Ratios (as a percentage of average daily net assets): <sup>(3)</sup>								
Total expenses	0.93%	1.69%	0.69%	0.65%	0.96%	1.71%	0.71%	0.66% <sup>(8)</sup>
Net expenses	0.93%	1.68%	0.68%	0.64%	0.93%	1.68%	0.66%	0.64% <sup>(8)</sup>
Net investment income	1.17%	0.42%	1.41%	1.43%	1.37%	0.63%	1.64%	1.58% <sup>(8)</sup>
Portfolio Turnover <sup>(12)</sup>	98%	98%	98%	98%	69%	69%	69%	69% <sup>(13)</sup>

(See related footnotes.)



## Financial Highlights (continued)

	Balanced Fund								
	Year Ended September 30,								
	2018			2017			2016		
	Class A	Class C	Class I	Class A	Class C	Class I	Class A	Class C	Class I
<b>Net asset value – Beginning of year</b>	\$ 32.59	\$ 31.63	\$ 33.14	\$ 30.82	\$ 29.95	\$ 31.32	\$ 31.90	\$ 31.11	\$ 32.36
Income (Loss) From Operations									
Net investment income <sup>(1)</sup>	\$ 0.43	\$ 0.18	\$ 0.55	\$ 0.47	\$ 0.20	\$ 0.58	\$ 0.51 <sup>(4)</sup>	\$ 0.25 <sup>(4)</sup>	\$ 0.63 <sup>(4)</sup>
Net realized and unrealized gain	2.68	2.61	2.72	2.11	2.06	2.18	2.14 <sup>(5)</sup>	2.08 <sup>(5)</sup>	2.17 <sup>(5)</sup>
<b>Total income from operations</b>	<u>\$ 3.11</u>	<u>\$ 2.79</u>	<u>\$ 3.27</u>	<u>\$ 2.58</u>	<u>\$ 2.26</u>	<u>\$ 2.76</u>	<u>\$ 2.65</u>	<u>\$ 2.33</u>	<u>\$ 2.80</u>
Less Distributions									
From net investment income	\$ (0.44)	\$ (0.21)	\$ (0.52)	\$ (0.46)	\$ (0.23)	\$ (0.59)	\$ (0.50)	\$ (0.26)	\$ (0.61)
From net realized gain	(2.12)	(2.12)	(2.12)	(0.35)	(0.35)	(0.35)	(3.23)	(3.23)	(3.23)
<b>Total distributions</b>	<u>\$ (2.56)</u>	<u>\$ (2.33)</u>	<u>\$ (2.64)</u>	<u>\$ (0.81)</u>	<u>\$ (0.58)</u>	<u>\$ (0.94)</u>	<u>\$ (3.73)</u>	<u>\$ (3.49)</u>	<u>\$ (3.84)</u>
<b>Net asset value – End of year</b>	<u>\$ 33.14</u>	<u>\$ 32.09</u>	<u>\$ 33.77</u>	<u>\$ 32.59</u>	<u>\$ 31.63</u>	<u>\$ 33.14</u>	<u>\$ 30.82</u>	<u>\$ 29.95</u>	<u>\$ 31.32</u>
<b>Total Return<sup>(2)</sup></b>	10.01%	9.14%	10.33%	8.51%	7.66%	8.94%	8.93% <sup>(5)</sup>	8.05% <sup>(5)</sup>	9.32% <sup>(5)</sup>
Ratios/Supplemental Data									
Net assets, end of year (000's omitted)	\$571,452	\$60,674	\$99,878	\$549,517	\$61,205	\$48,780	\$592,625	\$59,242	\$15,554
Ratios (as a percentage of average daily net assets): <sup>(3)</sup>									
Total expenses	0.96%	1.71%	0.72%	0.99%	1.80%	0.67%	1.05%	1.86%	0.76%
Net expenses	0.94%	1.69%	0.62%	0.99%	1.80%	0.62%	1.02%	1.84%	0.65%
Net investment income	1.33%	0.58%	1.66%	1.48%	0.67%	1.80%	1.67% <sup>(4)</sup>	0.85% <sup>(4)</sup>	2.04% <sup>(4)</sup>
Portfolio Turnover	76%	76%	76%	128%	128%	128%	146%	146%	146%

(See related footnotes.)

## Financial Highlights (continued)

	Equity Fund							
	Year Ended September 30,							
	2020				2019			
	Class A	Class C	Class I	Class R6	Class A	Class C	Class I	Class R6
<b>Net asset value – Beginning of year</b>	\$ 53.94	\$ 29.67	\$ 62.89	\$ 62.80	\$ 49.18	\$ 28.80	\$ 56.68	\$ 56.65
Income (Loss) From Operations								
Net investment income (loss) <sup>(1)</sup>	\$ 0.01	\$ (0.22)	\$ 0.17	\$ 0.21	\$ 0.05	\$ (0.17)	\$ 0.21	\$ 0.23
Net realized and unrealized gain	10.64	5.70	12.46	12.44	8.36	4.57	9.76	9.74
<b>Total income from operations</b>	\$ 10.65	\$ 5.48	\$ 12.63	\$ 12.65	\$ 8.41	\$ 4.40	\$ 9.97	\$ 9.97
Less Distributions								
From net investment income	\$ (0.02)	\$ —	\$ (0.15)	\$ (0.21)	\$ (0.01)	\$ —	\$ (0.12)	\$ (0.18)
From net realized gain	(1.57)	(1.54)	(1.57)	(1.57)	(3.64)	(3.53)	(3.64)	(3.64)
<b>Total distributions</b>	\$ (1.59)	\$ (1.54)	\$ (1.72)	\$ (1.78)	\$ (3.65)	\$ (3.53)	\$ (3.76)	\$ (3.82)
<b>Net asset value – End of year</b>	\$ 63.00	\$ 33.61	\$ 73.80	\$ 73.67	\$ 53.94	\$ 29.67	\$ 62.89	\$ 62.80
<b>Total Return<sup>(2)</sup></b>	20.27%	19.38%	20.57%	20.65%	18.72%	17.82%	19.05%	19.12%
Ratios/Supplemental Data								
Net assets, end of year (000's omitted)	\$1,896,037	\$138,072	\$2,863,128	\$248,096	\$1,598,391	\$100,276	\$1,540,337	\$58,035
Ratios (as percentage of average daily net assets): <sup>(3)</sup>								
Total expenses	0.94%	1.69%	0.69%	0.63%	1.00%	1.75%	0.75%	0.68%
Net expenses	0.94%	1.69%	0.69%	0.63%	0.99%	1.75%	0.72%	0.67%
Net investment income (loss)	0.01%	(0.74)%	0.26%	0.32%	0.11%	(0.64)%	0.37%	0.37%
Portfolio Turnover	16%	16%	16%	16%	13%	13%	13%	13%

(See related footnotes.)

## Financial Highlights (continued)

	Equity Fund									
	Year Ended September 30,									
	2018			2017			2016			
	Class A	Class C	Class I	Class R6 <sup>(6)</sup>	Class A	Class C	Class I	Class A	Class C	Class I
<b>Net asset value – Beginning of year</b>	\$ 43.31	\$ 26.84	\$ 49.44	\$49.74	\$ 41.38	\$ 27.35	\$ 46.68	\$ 47.79	\$ 34.98	\$ 52.65
Income (Loss) From Operations										
Net investment income (loss) <sup>(1)</sup>	\$ 0.04	\$ (0.18)	\$ 0.20	\$ 0.17	\$ 0.06	\$ (0.15)	\$ 0.25	\$ 0.11 <sup>(4)</sup>	\$ (0.14) <sup>(4)</sup>	\$ 0.32 <sup>(4)</sup>
Net realized and unrealized gain	9.31	5.57	10.69	10.42	6.03	3.74	6.88	3.74	2.67	4.14
<b>Total income from operations</b>	\$ 9.35	\$ 5.39	\$ 10.89	\$10.59	\$ 6.09	\$ 3.59	\$ 7.13	\$ 3.85	\$ 2.53	\$ 4.46
Less Distributions										
From net investment income	\$ (0.05)	\$ —	\$ (0.22)	\$ (0.25)	\$ (0.06)	\$ —	\$ (0.27)	\$ (0.13)	\$ (0.03)	\$ (0.30)
From net realized gain	(3.43)	(3.43)	(3.43)	(3.43)	(4.10)	(4.10)	(4.10)	(10.13)	(10.13)	(10.13)
<b>Total distributions</b>	\$ (3.48)	\$ (3.43)	\$ (3.65)	\$ (3.68)	\$ (4.16)	\$ (4.10)	\$ (4.37)	\$ (10.26)	\$ (10.16)	\$ (10.43)
<b>Net asset value – End of year</b>	\$ 49.18	\$ 28.80	\$ 56.68	\$56.65	\$ 43.31	\$ 26.84	\$ 49.44	\$ 41.38	\$ 27.35	\$ 46.68
<b>Total Return<sup>(2)</sup></b>	22.66%	21.75%	23.06%	22.30% <sup>(7)</sup>	16.39%	15.48%	16.85%	8.57%	7.73%	9.01%
Ratios/Supplemental Data										
Net assets, end of year (000's omitted)	\$1,291,870	\$155,419	\$963,446	\$ 843	\$1,220,685	\$152,561	\$550,055	\$1,385,988	\$178,719	\$472,583
Ratios (as a percentage of average daily net assets): <sup>(3)</sup>										
Total expenses	1.01%	1.76%	0.76%	0.68% <sup>(8)</sup>	1.06%	1.83%	0.69%	1.10%	1.87%	0.69%
Net expenses	1.01%	1.76%	0.70%	0.68% <sup>(8)</sup>	1.06%	1.83%	0.67%	1.08%	1.85%	0.67%
Net investment income (loss)	0.08%	(0.67)%	0.38%	0.31% <sup>(8)</sup>	0.16%	(0.60)%	0.54%	0.27% <sup>(4)</sup>	(0.50)% <sup>(4)</sup>	0.68% <sup>(4)</sup>
Portfolio Turnover	18%	18%	18%	18% <sup>(9)</sup>	29%	29%	29%	44%	44%	44%

(See related footnotes.)

## Financial Highlights (continued)

	Mid-Cap Fund					
	Year Ended September 30,					
	2020			2019		
	Class A	Class C	Class I	Class A	Class C	Class I
<b>Net asset value – Beginning of year</b>	\$ 34.69	\$23.83	\$ 41.25	\$ 34.84	\$ 24.65	\$ 40.97
Income (Loss) From Operations						
Net investment income (loss) <sup>(1)</sup>	\$ 0.05	\$ (0.14)	\$ 0.16	\$ 0.09	\$ (0.11)	\$ 0.21
Net realized and unrealized gain	1.07	0.73	1.27	1.85	1.23	2.24
<b>Total income from operations</b>	\$ 1.12	\$ 0.59	\$ 1.43	\$ 1.94	\$ 1.12	\$ 2.45
Less Distributions						
From net investment income	\$ (0.03)	\$ —	\$ (0.09)	\$ (0.08)	\$ —	\$ (0.16)
From net realized gain	(1.82)	(1.78)	(1.82)	(2.01)	(1.94)	(2.01)
<b>Total distributions</b>	\$ (1.85)	\$ (1.78)	\$ (1.91)	\$ (2.09)	\$ (1.94)	\$ (2.17)
<b>Net asset value – End of year</b>	\$ 33.96	\$22.64	\$ 40.77	\$ 34.69	\$ 23.83	\$ 41.25
<b>Total Return<sup>(2)</sup></b>	3.20%	2.40%	3.45%	6.56%	5.77%	6.85%
Ratios/Supplemental Data						
Net assets, end of year (000's omitted)	\$149,112	\$8,787	\$76,327	\$158,005	\$14,535	\$46,533
Ratios (as a percentage of average daily net assets): <sup>(3)</sup>						
Total expenses	1.26%	2.01%	1.01%	1.30%	2.05%	1.05%
Net expenses	1.18%	1.93%	0.93%	1.19%	1.94%	0.91%
Net investment income (loss)	0.15%	(0.62)%	0.40%	0.27%	(0.49)%	0.54%
Portfolio Turnover	70%	70%	70%	83%	83%	83%

(See related footnotes.)

## Financial Highlights (continued)

	Mid-Cap Fund								
	Year Ended September 30,								
	2018			2017			2016		
	Class A	Class C	Class I	Class A	Class C	Class I	Class A	Class C	Class I
<b>Net asset value – Beginning of year</b>	\$ 33.40	\$ 24.55	\$ 38.70	\$ 29.68	\$ 21.87	\$ 34.38	\$ 33.41	\$ 25.62	\$ 38.05
Income (Loss) From Operations									
Net investment income (loss) <sup>(1)</sup>	\$ 0.07	\$ (0.12)	\$ 0.23	\$ 0.20	\$ (0.03)	\$ 0.41	\$ 0.02 <sup>(4)</sup>	\$ (0.16) <sup>(4)</sup>	\$ 0.19 <sup>(4)</sup>
Net realized and unrealized gain	4.59	3.27	5.37	3.68	2.72	4.22	(0.67)	(0.51)	(0.78)
Total income (loss) from operations	\$ 4.66	\$ 3.15	\$ 5.60	\$ 3.88	\$ 2.69	\$ 4.63	\$ (0.65)	\$ (0.67)	\$ (0.59)
Less Distributions									
From net investment income	\$ (0.04)	\$ —	\$ (0.15)	\$ (0.15)	\$ —	\$ (0.30)	\$ —	\$ —	\$ —
From net realized gain	(3.18)	(3.05)	3.18	(0.01)	(0.01)	(0.01)	(3.08)	(3.08)	(3.08)
<b>Total distributions</b>	\$ (3.22)	\$ (3.05)	\$ (3.33)	\$ (0.16)	\$ (0.01)	\$ (0.31)	\$ (3.08)	\$ (3.08)	\$ (3.08)
<b>Net asset value – End of year</b>	\$ 34.84	\$ 24.65	\$ 40.97	\$ 33.40	\$ 24.55	\$ 38.70	\$ 29.68	\$ 21.87	\$ 34.38
<b>Total Return<sup>(2)</sup></b>	15.04%	14.20%	15.48%	13.11%	12.29%	13.53%	(2.08)%	(2.87)%	(1.64)%
Ratios/Supplemental Data									
Net assets, end of year (000's omitted)	\$157,046	\$17,043	\$93,198	\$159,951	\$18,146	\$68,748	\$192,402	\$22,885	\$166,759
Ratios (as a percentage of average daily net assets): <sup>(3)</sup>									
Total expenses	1.28%	2.03%	1.03%	1.34%	2.18%	0.88%	1.37%	2.16%	0.86%
Net expenses	1.21%	1.96%	0.86%	1.21%	1.96%	0.86%	1.31%	2.09%	0.84%
Net investment income (loss)	0.22%	(0.53)%	0.59%	0.64%	(0.12)%	1.14%	0.07% <sup>(4)</sup>	(0.72)% <sup>(4)</sup>	0.55% <sup>(4)</sup>
Portfolio Turnover	62%	62%	62%	162%	162%	162%	199%	199%	199%

(See related footnotes.)

## Financial Highlights (continued)

	Small-Cap Fund							
	Year Ended September 30,							
	2020				2019			
	Class A	Class C	Class I	Class R6	Class A	Class C	Class I	Class R6 <sup>(15)</sup>
<b>Net asset value – Beginning of year</b>	\$ 25.35	\$ 21.63	\$ 27.49	\$ 27.50	\$ 26.61	\$ 22.90	\$ 28.73	\$ 24.93
Income (Loss) From Operations								
Net investment income (loss) <sup>(1)</sup>	\$ (0.01)	\$ (0.16)	\$ 0.06	\$ 0.07	\$ 0.02	\$ (0.14)	\$ 0.09	\$ 0.07
Net realized and unrealized gain (loss)	(1.08)	(0.92)	(1.17)	(1.16)	(0.04) <sup>(14)</sup>	(0.04) <sup>(14)</sup>	(0.02) <sup>(14)</sup>	2.50
<b>Total income (loss) from operations</b>	\$ (1.09)	\$ (1.08)	\$ (1.11)	\$ (1.09)	\$ (0.02)	\$ (0.18)	\$ 0.07	\$ 2.57
Less Distributions								
From net investment income	\$ —	\$ —	\$ (0.05)	\$ (0.07)	\$ —	\$ —	\$ (0.06)	\$ —
From net realized gain	(0.32)	(0.28)	(0.33)	(0.33)	(1.24)	(1.09)	(1.25)	—
<b>Total distributions</b>	\$ (0.32)	\$ (0.28)	\$ (0.38)	\$ (0.40)	\$ (1.24)	\$ (1.09)	\$ (1.31)	\$ —
<b>Net asset value – End of year</b>	\$ 23.94	\$ 20.27	\$ 26.00	\$ 26.01	\$ 25.35	\$ 21.63	\$ 27.49	\$ 27.50
<b>Total Return<sup>(2)</sup></b>	(4.38)%	(5.10)%	(4.12)%	(4.07)%	0.61%	(0.12)%	0.92%	10.31% <sup>(7)</sup>
Ratios/Supplemental Data								
Net assets, end of year (000's omitted)	\$185,777	\$16,992	\$1,211,029	\$44,012	\$172,277	\$14,775	\$461,237	\$34,782
Ratios (as a percentage of average daily net assets): <sup>(3)</sup>								
Total expenses	1.22%	1.97%	0.97%	0.91%	1.25%	2.01%	1.00%	0.93% <sup>(8)</sup>
Net expenses	1.21%	1.96%	0.96%	0.90%	1.23%	1.99%	0.95%	0.90% <sup>(8)</sup>
Net investment income (loss)	(0.03)%	(0.78)%	0.22%	0.28%	0.07%	(0.68)%	0.34%	0.37% <sup>(8)</sup>
Portfolio Turnover	44%	44%	44%	44%	45%	45%	45%	45% <sup>(13)</sup>

(See related footnotes.)

## Financial Highlights (continued)

	Small-Cap Fund								
	Year Ended September 30,								
	2018			2017			2016		
	Class A	Class C	Class I	Class A	Class C	Class I	Class A	Class C	Class I
<b>Net asset value – Beginning of year</b>	<u>\$25.70</u>	<u>\$22.58</u>	<u>\$27.51</u>	<u>\$21.76</u>	<u>\$19.30</u>	<u>\$23.18</u>	<u>\$22.04</u>	<u>\$19.88</u>	<u>\$23.34</u>
Income (Loss) From Operations									
Net investment income (loss) <sup>(1)</sup>	\$ (0.04)	\$ (0.20)	\$ 0.05	\$ (0.05)	\$ (0.21)	\$ 0.06	\$ 0.03 <sup>(4)</sup>	\$ (0.12) <sup>(4)</sup>	\$ 0.13 <sup>(4)</sup>
Net realized and unrealized gain	<u>4.34</u>	<u>3.77</u>	<u>4.67</u>	<u>4.32</u>	<u>3.82</u>	<u>4.62</u>	<u>1.53</u>	<u>1.37</u>	<u>1.63</u>
<b>Total income (loss) from operations</b>	<u>\$ 4.30</u>	<u>\$ 3.57</u>	<u>\$ 4.72</u>	<u>\$ 4.27</u>	<u>\$ 3.61</u>	<u>\$ 4.68</u>	<u>\$ 1.56</u>	<u>\$ 1.25</u>	<u>\$ 1.76</u>
Less Distributions									
From net investment income	\$ — <sup>(10)</sup>	\$ —	\$ (0.08)	\$ —	\$ —	\$ (0.02)	\$ (0.01)	\$ —	\$ (0.09)
From net realized gain	<u>(3.39)</u>	<u>(3.25)</u>	<u>(3.42)</u>	<u>(0.33)</u>	<u>(0.33)</u>	<u>(0.33)</u>	<u>(1.83)</u>	<u>(1.83)</u>	<u>(1.83)</u>
<b>Total distributions</b>	<u>\$ (3.39)</u>	<u>\$ (3.25)</u>	<u>\$ (3.50)</u>	<u>\$ (0.33)</u>	<u>\$ (0.33)</u>	<u>\$ (0.35)</u>	<u>\$ (1.84)</u>	<u>\$ (1.83)</u>	<u>\$ (1.92)</u>
<b>Net asset value – End of year</b>	<u>\$26.61</u>	<u>\$22.90</u>	<u>\$28.73</u>	<u>\$25.70</u>	<u>\$22.58</u>	<u>\$27.51</u>	<u>\$21.76</u>	<u>\$19.30</u>	<u>\$23.18</u>
<b>Total Return<sup>(2)</sup></b>	18.55%	17.66%	18.92%	19.74%	18.82%	20.29%	7.66%	6.89%	8.15%
Ratios/Supplemental Data									
Net assets, end of year (000's omitted)	\$158,921	\$18,945	\$257,089	\$137,860	\$16,691	\$93,724	\$170,294	\$16,842	\$96,664
Ratios (as a percentage of average daily net assets): <sup>(3)</sup>									
Total expenses	1.28%	2.03%	1.04%	1.36%	2.22%	0.92%	1.42%	2.31%	0.94%
Net expenses	1.28%	2.03%	0.92%	1.36%	2.12%	0.90%	1.37%	2.12%	0.92%
Net investment income (loss)	(0.17)%	(0.91)%	0.19%	(0.22)%	(0.99)%	0.23%	0.12% <sup>(4)</sup>	(0.63)% <sup>(4)</sup>	0.58% <sup>(4)</sup>
Portfolio Turnover	51%	51%	51%	137%	137%	137%	150%	150%	150%

(1) Computed using average shares outstanding.

(2) Returns are historical and are calculated by determining the percentage change in net asset value with all distributions reinvested and do not reflect the effect of sales charges, if any.

(3) Total expenses do not reflect amounts reimbursed and/or waived by the adviser and certain of its affiliates, if applicable. Net expenses are net of all reductions and represent the net expenses paid by the Fund.

(4) Amount includes a non-recurring refund for overbilling of prior years' custody out-of-pocket fees. For Balanced Fund, this amounted to \$0.007 per share and 0.02% of average net assets for Class A, Class C and Class I. For Equity Fund, this amounted to less than \$0.005 per share and less than 0.005% of average net assets for Class A, Class C and Class I. For Mid-Cap Fund, this amounted to \$0.001 per share and 0% of average net assets for Class A, Class C and Class I. For Small-Cap Fund, this amounted to \$0.001 per share and 0.01% of average net assets for Class A, Class C and Class I.

(5) Total return includes voluntary reimbursement by the adviser for realized investment losses relating to two trading errors which amounted to \$0.01 per share. Excluding such payment, the total return would have been 8.90%, 8.02% and 9.28% for Class A, Class C and Class I, respectively.

(6) From October 3, 2017 inception.

(7) Not annualized.

(8) Annualized.

(9) For the year ended September 30, 2018.

(10) Amount is less than \$0.005.

(11) From February 1, 2019 inception.

(12) Includes the effect of To-Be-Announced (TBA) transactions.

(13) For the year ended September 30, 2019.

(14) The per share amount is not in accord with the net realized and unrealized gain (loss) on investments for the period because of the timing of sales of Fund shares and the amount of the per share realized and unrealized gains and losses at such time.

(15) For the period from the commencement of operations, February 1, 2019, to September 30, 2019.

## Appendix A

### The Calvert Principles for Responsible Investment

We believe that most corporations deliver benefits to society, through their products and services, creation of jobs, payment of taxes and the sum of their behaviors. As a responsible investor, Calvert Research and Management seeks to invest in companies and other issuers that provide positive leadership in the areas of their operations and overall activities that are material to improving long-term shareholder value and societal outcomes.

Calvert seeks to invest in issuers that balance the needs of financial and nonfinancial stakeholders and demonstrate a commitment to the global commons, as well as to the rights of individuals and communities.

The Calvert Principles for Responsible Investment (Calvert Principles) provide a framework for Calvert's evaluation of investments and guide Calvert's stewardship on behalf of clients through active engagement with issuers. The Calvert Principles seek to identify companies and other issuers that operate in a manner that is consistent with or promote:

#### Environmental Sustainability and Resource Efficiency

- Reduce the negative impact of operations and practices on the environment
- Manage water scarcity and ensure efficient and equitable access to clean sources
- Mitigate impact on all types of natural capital
- Diminish climate-related risks and reduce carbon emissions
- Drive sustainability innovation and resource efficiency through business operations or other activities, products and services

#### Equitable Societies and Respect for Human Rights

- Respect consumers by marketing products and services in a fair and ethical manner, maintaining integrity in customer relations and ensuring the security of sensitive consumer data
- Respect human rights, respect culture and tradition in local communities and economies, and respect Indigenous Peoples' Rights
- Promote diversity and gender equity across workplaces, marketplaces and communities
- Demonstrate a commitment to employees by promoting development, communication, appropriate economic opportunity and decent workplace standards
- Respect the health and well-being of consumers and other users of products and services by promoting product safety

#### Accountable Governance and Transparency

- Provide responsible stewardship of capital in the best interests of shareholders and debtholders
- Exhibit accountable governance and develop effective boards or other governing bodies that reflect expertise and diversity of perspective and provide oversight of sustainability risk and opportunity
- Include environmental and social risks, impacts and performance in material financial disclosures to inform shareholders and debtholders, benefit stakeholders and contribute to strategy
- Lift ethical standards in all operations, including in dealings with customers, regulators and business partners
- Demonstrate transparency and accountability in addressing adverse events and controversies while minimizing risks and building trust

Through the application of the Calvert Principles, Calvert could have no or limited exposure to issuers that:

- Demonstrate poor management of environmental risks or contribute significantly to local or global environmental problems.
- Demonstrate a pattern of employing forced, compulsory or child labor.
- Exhibit a pattern and practice directly or through the company's supply chain of human rights violations or are complicit in human rights violations committed by governments or security forces, including those that are under U.S. or international sanction for human rights abuses.
- Exhibit a pattern and practice of violating the rights and protections of Indigenous Peoples.
- Demonstrate poor governance or engage in harmful or unethical practices.
- Manufacture tobacco products.



- Have significant and direct involvement in the manufacture of alcoholic beverages without taking significant steps to reduce the harmful impact of these products.
- Have significant and direct involvement in gambling or gaming operations without taking significant steps to reduce the harmful impact of these businesses.
- Have significant and direct involvement in the manufacture of civilian handguns and/or automatic weapons marketed to civilians.
- Have significant and direct involvement in the manufacture of military weapons that violate international humanitarian law, including cluster bombs, landmines, biochemical weapons, nuclear weapons, blinding laser weapons, or incendiary weapons.
- Use animals in product testing without countervailing social benefits such as the development of medical treatments to ease human suffering and disease.

## Appendix B

### Financial Intermediary Sales Charge Variations

*As noted under “Purchasing Shares,” a financial intermediary may offer Fund shares subject to variations in or elimination of the Fund sales charges (“variations”), provided such variations are described in this Prospectus. Set forth below are the variations in sales charges applicable to shares purchased through the noted financial intermediary. All variations described below are applied by, and the responsibility of, the identified financial intermediary. Variations may apply to purchases, sales, exchanges and reinvestments of Fund shares and a shareholder transacting in Fund shares through the intermediary identified below should read the terms and conditions of the variations carefully. A variation that is specific to a particular financial intermediary is not applicable to shares held directly with the Fund or through another intermediary.*

#### Fund Purchases through Merrill Lynch

Shareholders purchasing Fund shares through a Merrill Lynch platform or account are eligible only for the following sales charge waivers (front-end sales charge waivers and contingent deferred, or back-end, sales charge waivers) and discounts, which may differ from those disclosed elsewhere in this Prospectus or SAI.

#### Front-end Sales Load Waivers on Class A Shares available at Merrill Lynch

- Employer-sponsored retirement, deferred compensation and employee benefit plans (including health savings accounts) and trusts used to fund those plans, provided that the shares are not held in a commission-based brokerage account and shares are held for the benefit of the plan
- Shares purchased by a 529 Plan (does not include 529 Plan units or 529-specific share classes or equivalents)
- Shares purchased through a Merrill Lynch affiliated investment advisory program
- Shares exchanged due to the holdings moving from a Merrill Lynch affiliated investment advisory program to a Merrill Lynch brokerage (non-advisory) account pursuant to Merrill Lynch’s policies relating to sales load discounts and waivers
- Shares purchased by third party investment advisors on behalf of their advisory clients through Merrill Lynch’s platform
- Shares of funds purchased through the Merrill Edge Self-Directed platform (if applicable)
- Shares purchased through reinvestment of capital gains distributions and dividend reinvestment when purchasing shares of the same fund (but not any other fund within the fund family)
- Shares exchanged from Class C (i.e. level-load) shares of the same fund pursuant to Merrill Lynch’s policies relating to sales load discounts and waivers
- Employees and registered representatives of Merrill Lynch or its affiliates and their family members
- Directors or Trustees of the Fund, and employees of the Fund’s investment adviser or any of its affiliates, as described in the this prospectus
- Eligible shares purchased from the proceeds of redemptions within the same fund family, provided (1) the repurchase occurs within 90 days following the redemption, (2) the redemption and purchase occur in the same account, and (3) redeemed shares were subject to a front-end or deferred sales load (known as Rights of Reinstatement). Automated transactions (i.e. systematic purchases and withdrawals) and purchases made after shares are automatically sold to pay Merrill Lynch’s account maintenance fees are not eligible for reinstatement

#### CDSC Waivers on Class A and Class C Shares available at Merrill Lynch

- Death or disability of the shareholder
- Shares sold as part of a systematic withdrawal plan as described in the Fund’s prospectus
- Return of excess contributions from an IRA Account
- Shares sold as part of a required minimum distribution for IRA and retirement accounts pursuant to the Internal Revenue Code
- Shares sold to pay Merrill Lynch fees but only if the transaction is initiated by Merrill Lynch
- Shares acquired through a right of reinstatement
- Shares held in retirement brokerage accounts, that are exchanged for a lower cost share class due to transfer to certain fee based accounts or platforms (applicable to Class A and C shares only)
- Shares received through an exchange due to the holdings moving from a Merrill Lynch affiliated investment advisory program to a Merrill Lynch brokerage (non-advisory) account pursuant to Merrill Lynch’s policies relating to sales load discounts and waivers

#### Front-end load Discounts Available at Merrill Lynch: Breakpoints, Rights of Accumulation & Letters of Intent

- Breakpoints as described in this prospectus
- Rights of Accumulation (ROA) which entitle shareholders to breakpoint discounts as described in the Fund's prospectus will be automatically calculated based on the aggregated holding of fund family assets held by accounts (including 529 program holdings, where applicable) within the purchaser's household at Merrill Lynch. Eligible fund family assets not held at Merrill Lynch may be included in the ROA calculation only if the shareholder notifies his or her financial advisor about such assets
- Letters of Intent (LOI) which allow for breakpoint discounts based on anticipated purchases within a fund family, through Merrill Lynch, over a 13-month period of time (if applicable)

## Fund Purchases through Ameriprise Financial (Class A Sales Charge Waivers)

The following information applies to Class A share purchases if you have an account with or otherwise purchase Fund shares through Ameriprise Financial:

Effective January 15, 2021, shareholders purchasing Fund shares through an Ameriprise Financial retail brokerage account are eligible for the following front-end sales charge waivers, which may differ from those disclosed elsewhere in this Prospectus or in the SAI.

- Employer-sponsored retirement plans (e.g., 401(k) plans 457 plans, employer-sponsored 403(b) plans, profit sharing and money purchase pension plans and defined benefit plans). For purposes of this provision, employer-sponsored retirement plans do not include SEP IRAs, Simple IRAs or SAR-SEPs.
- Shares purchased through reinvestment of capital gains distributions and dividend reinvestment when purchasing shares of the same Fund (but not any other fund within the same fund family).
- Shares exchanged from Class C shares of the same fund in the month of or following the 7-year anniversary of the purchase date. To the extent that this Prospectus elsewhere provides for a waiver with respect to exchanges of Class C shares or conversion of Class C shares following a shorter holding period, that waiver will apply.
- Employees and registered representatives of Ameriprise Financial or its affiliates and their immediate family members.
- Shares purchased by or through qualified accounts (including IRAs, Coverdell Education Savings Accounts, 401(k)s, 403(b) TSCAs subject to ERISA and defined benefit plans) that are held by a covered family member, defined as an Ameriprise financial advisor and/or the advisor's spouse, advisor's lineal ascendant (mother, father, grandmother, grandfather, great grandmother, great grandfather), advisor's lineal descendant (son, step-son, daughter, step-daughter, grandson, granddaughter, great grandson, great granddaughter) or any spouse of a covered family member who is a lineal descendant.
- Shares purchased from the proceeds of redemptions within the same fund family, provided (1) the repurchase occurs within 90 days following the redemption, (2) the redemption and purchase occur in the same account, and (3) redeemed shares were subject to a front-end or deferred sales load (i.e. Rights of Reinstatement).

## Fund Purchases through Morgan Stanley Wealth Management

Effective July 1, 2018, shareholders purchasing Fund shares through a Morgan Stanley Wealth Management transactional brokerage account will be eligible only for the following front-end sales charge waivers with respect to Class A shares, which may differ from and may be more limited than those disclosed elsewhere in this Prospectus or SAI.

### Front-end Sales Charge Waivers on Class A Shares available at Morgan Stanley Wealth Management

- Employer-sponsored retirement plans (e.g., 401(k) plans, 457 plans, employer-sponsored 403(b) plans, profit sharing and money purchase pension plans and defined benefit plans). For purposes of this provision, employer-sponsored retirement plans do not include SEP IRAs, Simple IRAs, SAR-SEPs or Keogh plans
- Morgan Stanley employee and employee-related accounts according to Morgan Stanley's account linking rules
- Shares purchased through reinvestment of dividends and capital gains distributions when purchasing shares of the same fund
- Shares purchased through a Morgan Stanley self-directed brokerage account
- Class C (i.e., level-load) shares that are no longer subject to a contingent deferred sales charge and are converted to Class A shares of the same fund pursuant to Morgan Stanley Wealth Management's share class conversion program
- Shares purchased from the proceeds of redemptions within the same fund family, provided (i) the repurchase occurs within 90 days following the redemption, (ii) the redemption and purchase occur in the same account, and (iii) redeemed shares were subject to a front-end or deferred sales charge.

**Fund Purchases through Raymond James & Associates, Inc., Raymond James Financial Services, Inc. and each entity's affiliates ("Raymond James")**

Effective March 1, 2019, shareholders purchasing fund shares through a Raymond James platform or account, or through an introducing broker-dealer or independent registered investment adviser for which Raymond James provides trade execution, clearance, and/or custody services, will be eligible only for the following load waivers (front-end sales charge waivers and contingent deferred, or back-end, sales charge waivers) and discounts, which may differ from those disclosed elsewhere in this fund's prospectus or SAI.

**Front-end sales load waivers on Class A shares available at Raymond James**

- Shares purchased in an investment advisory program.
- Shares purchased within the same fund family through a systematic reinvestment of capital gains and dividend distributions.
- Employees and registered representatives of Raymond James or its affiliates and their family members as designated by Raymond James.
- Shares purchased from the proceeds of redemptions within the same fund family, provided (1) the repurchase occurs within 90 days following the redemption, (2) the redemption and purchase occur in the same account, and (3) redeemed shares were subject to a front-end or deferred sales load (known as Rights of Reinstatement).
- A shareholder in the Fund's Class C shares will have their shares converted at net asset value to Class A shares (or the appropriate share class) of the Fund if the shares are no longer subject to a CDSC and the conversion is in line with the policies and procedures of Raymond James.

**CDSC Waivers on Classes A and C shares available at Raymond James**

- Death or disability of the shareholder.
- Shares sold as part of a systematic withdrawal plan as described in the fund's prospectus.
- Return of excess contributions from an IRA Account.
- Shares sold as part of a required minimum distribution for IRA and retirement accounts due to the shareholder reaching the qualified age based on applicable IRS regulations as described in the fund's prospectus.
- Shares sold to pay Raymond James fees but only if the transaction is initiated by Raymond James.
- Shares acquired through a right of reinstatement.

**Front-end load discounts available at Raymond James: breakpoints, rights of accumulation, and/or letters of intent**

- Breakpoints as described in this prospectus.
- Rights of accumulation which entitle shareholders to breakpoint discounts will be automatically calculated based on the aggregated holding of fund family assets held by accounts within the purchaser's household at Raymond James. Eligible fund family assets not held at Raymond James may be included in the calculation of rights of accumulation only if the shareholder notifies his or her financial advisor about such assets.
- Letters of intent which allow for breakpoint discounts based on anticipated purchases within a fund family, over a 13-month time period. Eligible fund family assets not held at Raymond James may be included in the calculation of letters of intent only if the shareholder notifies his or her financial advisor about such assets.

## Fund Purchases through Janney Montgomery Scott LLC (“Janney”)

Effective May 1, 2020, if you purchase fund shares through a Janney brokerage account, you will be eligible for the following load waivers (front-end sales charge waivers and contingent deferred sales charge (“CDSC”), or back-end sales charge waivers) and discounts, which may differ from those disclosed elsewhere in this fund’s Prospectus or SAI.

### Front-end sales charge\* waivers on Class A shares available at Janney

- Shares purchased through reinvestment of capital gains distributions and dividend reinvestment when purchasing shares of the same fund (but not any other fund within the fund family).
- Shares purchased by employees and registered representatives of Janney or its affiliates and their family members as designated by Janney.
- Shares purchased from the proceeds of redemptions within the same fund family, provided (1) the repurchase occurs within ninety (90) days following the redemption, (2) the redemption and purchase occur in the same account, and (3) redeemed shares were subject to a front-end or deferred sales load (i.e., right of reinstatement).
- Employer-sponsored retirement plans (e.g., 401(k) plans, 457 plans, employer-sponsored 403(b) plans, profit sharing and money purchase pension plans and defined benefit plans). For purposes of this provision, employer-sponsored retirement plans do not include SEP IRAs, Simple IRAs, SAR-SEPs or Keogh plans.
- Shares acquired through a right of reinstatement.
- Class C shares that are no longer subject to a contingent deferred sales charge and are converted to Class A shares of the same fund pursuant to Janney’s policies and procedures.

### CDSC waivers on Class A and C shares available at Janney

- Shares sold upon the death or disability of the shareholder.
- Shares sold as part of a systematic withdrawal plan as described in the fund’s Prospectus.
- Shares purchased in connection with a return of excess contributions from an IRA account.
- Shares sold as part of a required minimum distribution for IRA and other retirement accounts if the redemption is taken in or after the year the shareholder reaches qualified age based on applicable IRS regulations.
- Shares sold to pay Janney fees but only if the transaction is initiated by Janney.
- Shares acquired through a right of reinstatement.
- Shares exchanged into the same share class of a different fund.

### Front-end sales charge\* discounts available at Janney: breakpoints, rights of accumulation and/or letters of intent

- Breakpoints as described in the fund’s Prospectus.
- Rights of accumulation (“ROA”), which entitle shareholders to breakpoint discounts, will be automatically calculated based on the aggregated holding of fund family assets held by accounts within the purchaser’s household at Janney. Eligible fund family assets not held at Janney may be included in the ROA calculation only if the shareholder notifies his or her financial advisor about such assets.
- Letters of intent which allow for breakpoint discounts based on anticipated purchases within a fund family, over a 13-month time period. Eligible fund family assets not held at Janney Montgomery Scott may be included in the calculation of letters of intent only if the shareholder notifies his or her financial advisor about such assets.

\* Also referred to as an “initial sales charge.”

## Fund Purchases through Oppenheimer & Co. Inc. (“Oppenheimer”)

Effective May 1, 2020, shareholders purchasing Fund shares through an Oppenheimer platform or account are eligible only for the following load waivers (front-end sales charge waivers and contingent deferred, or back-end, sales charge waivers) and discounts, which may differ from those disclosed elsewhere in this Fund’s prospectus or SAI.

### Front-end Sales Load Waivers on Class A Shares available at Oppenheimer

- Employer-sponsored retirement, deferred compensation and employee benefit plans (including health savings accounts) and trusts used to fund those plans, provided that the shares are not held in a commission-based brokerage account and shares are held for the benefit of the plan.
- Shares purchased by or through a 529 Plan.
- Shares purchased through a Oppenheimer affiliated investment advisory program.
- Shares purchased through reinvestment of capital gains distributions and dividend reinvestment when purchasing shares of the same fund (but not any other fund within the fund family).
- Shares purchased from the proceeds of redemptions within the same fund family, provided (1) the repurchase occurs within 90 days following the redemption, (2) the redemption and purchase occur in the same account, and (3) redeemed shares were subject to a front-end or deferred sales load (known as Rights of Restatement).
- A shareholder in the Fund’s Class C shares will have their shares converted at net asset value to Class A shares (or the appropriate share class) of the Fund if the shares are no longer subject to a contingent deferred sales charge (CDSC) and the conversion is in line with the policies and procedures of Oppenheimer.
- Employees and registered representatives of Oppenheimer or its affiliates and their family members.
- Directors or Trustees of the Fund, and employees of the Fund’s investment adviser or any of its affiliates, as described in this prospectus.

### CDSC Waivers on A and C Shares available at Oppenheimer

- Death or disability of the shareholder.
- Shares sold as part of a systematic withdrawal plan as described in the Fund’s prospectus.
- Return of excess contributions from an IRA Account.
- Shares sold as part of a required minimum distribution for IRA and retirement accounts due to the shareholder reaching the qualified age based on IRS regulations as described in the prospectus.
- Shares sold to pay Oppenheimer fees but only if the transaction is initiated by Oppenheimer.
- Shares acquired through a right of reinstatement.

### Front-end load Discounts Available at Oppenheimer: Breakpoints, Rights of Accumulation & Letters of Intent

- Breakpoints as described in this prospectus.
- Rights of Accumulation (ROA) which entitle shareholders to breakpoint discounts will be automatically calculated based on the aggregated holding of fund family assets held by accounts within the purchaser’s household at Oppenheimer. Eligible fund family assets not held at Oppenheimer may be included in the ROA calculation only if the shareholder notifies his or her financial advisor about such assets.



## Fund Purchases through Edward D. Jones & Co., L.P. (“Edward Jones”)

Effective on or after May 1, 2020, clients of Edward Jones (also referred to as “shareholders”) purchasing fund shares on the Edward Jones commission and fee-based platforms are eligible only for the following sales charge discounts (also referred to as “breakpoints”) and waivers, which can differ from breakpoints and waivers described elsewhere in the mutual fund prospectus or SAI or through another broker-dealer. In all instances, it is the shareholder’s responsibility to inform Edward Jones at the time of purchase of any relationship, holdings of fund family or other facts qualifying the purchaser for breakpoints or waivers. Edward Jones can ask for documentation from the shareholder of such circumstance.

### Breakpoints

#### Rights of Accumulation (ROA)

- The applicable sales charge on a purchase of Class A shares is determined by taking into account all share classes (except any money market funds and retirement plan share classes) of the mutual fund family held by the shareholder or in an account grouped by Edward Jones with other accounts for the purpose of providing certain pricing considerations (“pricing groups”). This includes all share classes held on the Edward Jones platform and/or held on another platform. The inclusion of eligible fund family assets in the rights of accumulation calculation is dependent on the shareholder notifying his or her financial advisor of such assets at the time of calculation.
- ROA is determined by calculating the higher of cost or market value (current shares x NAV).

#### Letter of Intent (LOI)

- Through a LOI, shareholders can receive the sales charge and breakpoint discounts for purchases shareholders intend to make over a 13-month period from the date Edward Jones receives the LOI. The LOI is determined by calculating the higher of cost or market value of qualifying holdings at LOI initiation in combination with the value that the shareholder intends to buy over a 13-month period to calculate the front-end sales charge and any breakpoint discounts. Each purchase the shareholder makes during that 13-month period will receive the sales charge and breakpoint discount that applies to the total amount. If during the 13-month period the shareholder redeems any of the shares purchased pursuant to a LOI, the value of the redeemed shares will not be included for purposes of satisfying the LOI. The inclusion of eligible fund family assets in the LOI calculation is dependent on the shareholder notifying his or her financial advisor of such assets at the time of calculation. Purchases made before the LOI is received by Edward Jones are not covered under the LOI and will not reduce the sales charge previously paid. Sales charges will be adjusted if LOI is not met.

#### Front-end Sales Charge Waivers

Sales charges are waived for the following shareholders and in the following situations:

- Associates of Edward Jones and its affiliates and their family members who are in the same pricing group (as determined by Edward Jones under its policies and procedures) as the associate. This waiver will continue for the remainder of the associate’s life if the associate retires from Edward Jones in good-standing.
- Shares purchased in an Edward Jones fee-based program.
- Shares purchased through reinvestment of capital gains distributions and dividend reinvestment.
- Shares purchased from the proceeds of redeemed shares of the same fund family so long as the following conditions are met: 1) the proceeds are from the sale of shares within 60 days of the purchase, and 2) the sale and purchase are made in the same share class and the same account or the purchase is made in an individual retirement account with proceeds from liquidations in a non-retirement account.
- Shares exchanged into Class A shares from another share class so long as the exchange is into the same fund and was initiated at the discretion of Edward Jones. Edward Jones is responsible for any remaining Contingent Deferred Sales Charge (“CDSC”) due to the fund company or its affiliate, if applicable. Any future purchases are subject to the applicable sales charge as disclosed in the prospectus.
- Exchanges from Class C shares to Class A shares of the same fund, generally, in the 84th month following the anniversary of the purchase date or earlier at the discretion of Edward Jones.

#### CDSC Waivers

If the shareholder purchases shares that are subject to a CDSC and those shares are redeemed before the CDSC is expired, the shareholder is responsible to pay the CDSC except in the following conditions:

- The death or disability of the shareholder.
- Systematic withdrawals with up to 10% per year of the account value.

- Return of excess contributions from an Individual Retirement Account (IRA).
- Shares sold as part of a required minimum distribution for IRA and retirement accounts if the redemption is taken in or after the year the shareholder reaches qualified age based on applicable IRS regulations.
- Shares sold to pay Edward Jones fees or costs in such cases where the transaction is initiated by Edward Jones. Edward Jones is responsible for any remaining CDSC due to the fund company or its affiliate, if applicable.
- Shares exchanged in an Edward Jones fee-based program. Edward Jones is responsible for any remaining CDSC due to the fund company or its affiliate, if applicable.
- Shares acquired through NAV reinstatement.

\*\*\*\*\*

## Other Policies of Edward Jones

### 1.1 Minimum Purchase Amounts

- \$250 initial purchase minimum
- \$50 subsequent purchase minimum

### 1.2 Minimum Balances

- Edward Jones has the right to redeem at its discretion fund holdings with a balance of \$250 or less. The following are examples of accounts that are not included in this policy:
  - A fee-based account held on an Edward Jones platform
  - A 529 account held on an Edward Jones platform
  - An account with an active systematic investment plan or letter of intent (LOI)

### 1.3 Changing Share Classes

- At any time it deems necessary, Edward Jones has the authority to exchange at NAV a shareholder's holdings in a fund to Class A shares of the same fund. Edward Jones is responsible for any remaining CDSC due to the fund company or its affiliate, if applicable. Any future purchases are subject to the applicable sales charge as disclosed in the prospectus.

## Fund Purchases through D.A. Davidson & Co. (“D.A. Davidson”)

Effective 5/1/2020, shareholders purchasing fund shares including existing fund shareholders through a D.A. Davidson platform or account, or through an introducing broker-dealer or independent registered investment advisor for which D.A. Davidson provides trade execution, clearance, and/or custody services, will be eligible for the following sales charge waivers (front-end sales charge waivers and contingent deferred, or back-end, sales charge waivers) and discounts, which may differ from those disclosed elsewhere in this prospectus or SAI.

### Front-End Sales Charge Waivers on Class A Shares available at D.A. Davidson

- Shares purchased within the same fund family through a systematic reinvestment of capital gains and dividend distributions.
- Employees and registered representatives of D.A. Davidson or its affiliates and their family members as designated by D.A. Davidson.
- Shares purchased from the proceeds of redemptions within the same fund family, provided (1) the repurchase occurs within 90 days following the redemption, (2) the redemption and purchase occur in the same account, and (3) redeemed shares were subject to a front-end or deferred sales charge (known as Rights of Reinstatement).
- A shareholder in the Fund’s Class C shares will have their shares converted at net asset value to Class A shares (or the appropriate share class) of the Fund if the shares are no longer subject to a CDSC and the conversion is consistent with D.A. Davidson’s policies and procedures.

### CDSC Waivers on Classes A and C shares available at D.A. Davidson

- Death or disability of the shareholder.
- Shares sold as part of a systematic withdrawal plan as described in the fund’s prospectus.
- Return of excess contributions from an IRA Account.
- Shares sold as part of a required minimum distribution for IRA or other qualifying retirement accounts as described in the fund’s prospectus beginning in the calendar year the shareholder turns age 72.
- Shares acquired through a right of reinstatement.

### Front-end sales charge discounts available at D.A. Davidson: breakpoints, rights of accumulation and/or letters of intent CDSC Waivers on Classes A and C shares available at D.A. Davidson

- Breakpoints as described in this prospectus.
- Rights of accumulation which entitle shareholders to breakpoint discounts will be automatically calculated based on the aggregated holding of fund family assets held by accounts within the purchaser’s household at D.A. Davidson. Eligible fund family assets not held at D.A. Davidson may be included in the calculation of rights of accumulation only if the shareholder notifies his or her financial advisor about such assets.
- Letters of intent which allow for breakpoint discounts based on anticipated purchases within a fund family, over a 13-month time period. Eligible fund family assets not held at D.A. Davidson may be included in the calculation of letters of intent only if the shareholder notifies his or her financial advisor about such assets.

## Fund Purchases through Robert W. Baird & Co. Incorporated (“Baird”)

Effective June 15, 2020, shareholders purchasing fund shares through a Baird platform or account will only be eligible for the following sales charge waivers (front-end sales charge waivers and CDSC waivers) and discounts, which may differ from those disclosed elsewhere in this prospectus or the SAI

### Front-End Sales Charge Waivers on Class A-shares Available at Baird

- Shares purchased through reinvestment of capital gains distributions and dividend reinvestment when purchasing share of the same fund
- Share purchase by employees and registers representatives of Baird or its affiliate and their family members as designated by Baird
- Shares purchase from the proceeds of redemptions within the same fund family, provided (1) the repurchase occurs within 90 days following the redemption, (2) the redemption and purchase occur in the same accounts, and (3) redeemed shares were subject to a front-end or deferred sales charge (known as rights of reinstatement)
- A shareholder in the Fund’s Class C Shares will have their shares converted at net asset value to Class A shares of the Fund if the shares are no longer subject to CDSC and the conversion is in line with the policies and procedures of Baird
- Employer-sponsored retirement plans or charitable accounts in a transactional brokerage account at Baird, including 401(k) plans, 457 plans, employer-sponsored 403(b) plans, profit sharing and money purchase pension plans and defined benefit plans. For purposes of this provision, employer-sponsored retirement plans do not include SEP IRAs, Simple IRAs or SAR-SEPs

### CDSC Waivers on Class A and C shares Available at Baird

- Shares sold due to death or disability of the shareholder
- Shares sold as part of a systematic withdrawal plan as described in the Fund’s Prospectus
- Shares sold due to returns of excess contributions from an IRA Account
- Shares sold as part of a required minimum distribution for IRA and retirement accounts
- Shares sold to pay Baird fees but only if the transaction is initiated by Baird
- Shares acquired through a right of reinstatement

### Front-End Sales Charge Discounts Available at Baird: Breakpoints and/or Rights of Accumulations

- Breakpoints as described in this prospectus
- Rights of accumulations which entitles shareholders to breakpoint discounts will be automatically calculated based on the aggregated holding of fund family assets held by accounts within the purchaser’s household at Baird. Eligible fund family assets not held at Baird may be included in the rights of accumulations calculation only if the shareholder notifies his or her financial advisor about such assets
- Letters of Intent (LOI) allow for breakpoint discounts based on anticipated purchases of fund family assets through Baird, over a 13-month period of time

#### Waivers Specific to Stifel, Nicolaus & Company, Incorporated (“Stifel”)

Effective July 1, 2020, shareholders purchasing Fund shares through a Stifel platform or account or who own shares for which Stifel or an affiliate is the broker-dealer of record are eligible for the following additional sales charge waiver:

##### Front-End Sales Load Waiver on Class A-shares

- Class C shares that have been held for more than seven (7) years will be converted to Class A shares of the same Fund at net asset value pursuant to Stifel’s policies and procedures.



## More Information

**About the Funds:** More information is available in the Statement of Additional Information. The Statement of Additional Information is incorporated by reference into this Prospectus. Additional information about each Fund's investments is available in the annual and semiannual reports (collectively, the "reports"). In the annual report, you will find a discussion of the market conditions and investment strategies that significantly affected each Fund's performance during the past fiscal year. You may obtain free copies of the Statement of Additional Information and the reports on Calvert's website at [www.calvert.com](http://www.calvert.com) or by contacting the principal underwriter:

Eaton Vance Distributors, Inc.  
Two International Place  
Boston, MA 02110  
1-800-368-2745  
website: [www.calvert.com](http://www.calvert.com)

Information about each Fund (including the Statement of Additional Information and reports) is available on the EDGAR database on the SEC's website at [www.sec.gov](http://www.sec.gov), and copies of this information may be obtained, after paying a duplicating fee, by electronic request at the following email address: [publicinfo@sec.gov](mailto:publicinfo@sec.gov).

Beginning on January 1, 2021, as permitted by regulations adopted by the Securities and Exchange Commission, paper copies of each Fund's annual and semi-annual shareholder reports are no longer being sent by mail unless you specifically request paper copies of the reports. Instead, the reports are being made available on the Funds' website (<http://www.calvert.com/prospectus>), and you will be notified each time a report is posted and provided with a website address to access the report. You may elect to receive all future Fund shareholder reports in paper free of charge at any time. If you are a direct investor, you can inform the Fund that you wish to continue receiving paper copies of your shareholder reports by calling 1-800-368-2745. If you own these shares through a financial intermediary, you must contact your financial intermediary to elect to continue to receive paper copies of your shareholder reports. If you are a direct investor, you may elect to receive shareholder reports and other communications from the Fund electronically by signing up for e-Delivery at [calvert.com](http://calvert.com). If you own your shares through a financial intermediary (such as a broker-dealer or bank), you must contact your financial intermediary to sign up.

**Shareholder Inquiries:** You can obtain more information from Calvert Shareholder Services or the Fund transfer agent, DST Asset Manager Solutions, Inc. If you own shares and would like to add to, redeem from or change your account, please write or call below:

Regular Mailing Address:  
Calvert Funds  
P.O. Box 219544  
Kansas City, MO 64121-9544

Overnight Mailing Address:  
Calvert Funds  
430 West 7<sup>th</sup> Street  
Kansas City, MO 64105-1407

Phone Number:  
1-800-368-2745  
Monday – Thursday  
9:00 a.m. – 5:30 p.m. ET  
Friday  
9:00 a.m. – 5:00 p.m. ET

The Investment Company Act No. for Balanced Fund and Equity Fund is 811-03334, for Mid-Cap Fund is 811-06563 and for Small-Cap Fund is 811-10045.

30795 2.1.21

© 2021 Calvert Research and Management

*Printed on recycled paper.*